


**TO WHOM SOEVER IT MAY CONCERN**

This is to certify that the information in the attached documents is verified by me and is true to the best of my knowledge.

Principal



Principal  
KMCT Medical College  
Manassery P.O.  
Kozhikode

## **4.5.1 BALANCE SHEET**

**2021-22**

## KMCT MEDICAL COLLEGE & HOSPITAL


A unit of Kunhitharuvai Memorial Charitable Trust


Manassery P.O , Mukkom , Kozhikode -673 602

PROFIT & LOSS ACCOUNT FOR THE YEAR ENDED 31-03-2022

| Particulars                              | SCH No | For the year ended 31-03-22 |    | For the year ended 31-03-21 |    |
|--|--------|-----------------------------|----|-----------------------------|----|
|  |        | Rs                          | Ps | Rs                          | Ps |
| <b><u>INCOME</u></b>                     |        |                             |    |                             |    |
| Tuition Fees                             | Q      | 74,06,60,361                |    | 61,85,47,464                |    |
| Other Income                             | R      | 7,95,49,270                 |    | 6,50,52,836                 |    |
| Hospital income from Sale of Medicines   | S      | 15,10,03,973                |    | 11,12,04,387                |    |
| Hospital income from Dept & other income | T      | 47,11,55,652                |    | 33,32,42,240                |    |
| <b>Total</b>                             |        | <b>1,44,23,69,257</b>       |    | <b>1,12,80,46,927</b>       |    |
| <b><u>EXPENDITURE</u></b>                |        |                             |    |                             |    |
| Administration charges                   | U      | 34,89,23,103                |    | 29,96,83,108                |    |
| Educational Material & Expense           | V      | 1,14,98,642                 |    | 6,36,84,820                 |    |
| Stock Differential                       |        | 14,49,503                   |    | (5,17,302)                  |    |
| Finance charges                          | W      | 51,87,454                   |    | 99,89,274                   |    |
| Medicine Expenses                        | X      | 20,67,05,517                |    | 10,23,32,322                |    |
| Staff Expense                            | Y      | 58,55,21,433                |    | 42,73,15,952                |    |
| Depreciation                             |        | 7,16,95,115                 |    | 6,06,26,232                 |    |
| <b>Total</b>                             |        | <b>1,23,09,80,768</b>       |    | <b>96,31,14,405</b>         |    |
| <b>Profit For the Year</b>               |        | <b>21,13,88,488</b>         |    | <b>16,49,32,522</b>         |    |

Accounting Policies & Notes to Accounts form part of accounts



  
Dr Nayas KM  
Managing Trustee

This is the Profit & Loss account referred to in our report of even date.

**For R.G.N. PRICE & CO.**  
Chartered Accountants

  
NEERAJ. S  
Partner  
M.NO.228055, FR NO.0027855

  
Principal  
KMCT Medical College  
Manassery P.O.  
Kozhikode

# KMCT MEDICAL COLLEGE & HOSPITAL


A unit of Kunhitharuvai Memorial Charitable Trust  
Manassery P.O., Mukkom, Kozhikode -673 602

## BALANCE SHEET AS AT 31ST MARCH 2022

| SOURCE OF FUND                                   | SCH | For the year ended |                       | For the year ended |                       |
|--|-----|--------------------|-----------------------|--------------------|-----------------------|
|  |     | 31-03-2022         | Rs                    | 31-03-2021         | Rs                    |
|  |     | Ps                 |                       | Ps                 |                       |
| <b><u>CAPITAL FUND</u></b>                       |     |                    | 1,000                 |                    | 1,000                 |
| <b><u>RESERVES AND SURPLUS</u></b>               |     |                    |                       |                    |                       |
| Capital Reserve                                  | A   |                    | 5,933                 |                    | 5,933                 |
| Surplus / Deficit                                | B   |                    | (40,99,73,053)        |                    | (62,13,61,542)        |
| <b><u>LOANS AND BORROWINGS</u></b>               |     |                    |                       |                    |                       |
| From Trustees and Relatives                      | C   |                    | 18,31,565             |                    | 18,31,565             |
| From Banks                                       | D   |                    | -                     |                    | 15,19,928             |
| Deposits   | E   |                    | 17,30,78,683          |                    | 28,43,78,605          |
| <b><u>CURRENT LIABILITIES AND PROVISIONS</u></b> |     |                    |                       |                    |                       |
| Sundry Creditors & Other Payables                | F   |                    | 24,02,09,405          |                    | 24,71,15,702          |
| Credit Balance In Bank Accounts                  | G   |                    | -                     |                    | 8,10,42,853           |
| Inter-Institutions Transfers ( Contra )          | H   |                    | 1,32,45,43,891        |                    | 1,25,04,23,050        |
| <b>Total</b>                                     |     |                    | <b>1,32,96,97,423</b> |                    | <b>1,24,49,57,095</b> |
| <b><u>APPLICATION OF FUNDS</u></b>               |     |                    |                       |                    |                       |
| <b><u>FIXED ASSETS</u></b>                       | I   |                    | 70,00,40,126          |                    | 50,43,18,645          |
| <b><u>CURRENT ASSETS ,LOANS AND ADVANCES</u></b> |     |                    |                       |                    |                       |
| Stock of Medicines,Chemicals etc                 |     |                    | 1,31,49,345           |                    | 1,45,98,849           |
| Fees Receivable                                  | J   |                    | 14,03,07,477          |                    | 12,03,06,406          |
| Advance To Suppliers                             | K   |                    | 2,53,87,911           |                    | 74,74,897             |
| Deposits   | L   |                    | 2,39,45,723           |                    | 2,06,90,348           |
| Prepaid Expenses                                 |     |                    | 14,30,210             |                    | 28,40,828             |
| Other Advances                                   | M   |                    | 12,78,17,435          |                    | 9,88,93,944           |
| Sundry Debtors                                   | N   |                    | 12,75,46,526          |                    | 17,02,73,989          |
| <b><u>CASH AND BANK BALANCES</u></b>             |     |                    |                       |                    |                       |
| a) Bank Balances                                 |     |                    |                       |                    |                       |
| In Fixed Deposits                                | O   |                    | 15,65,31,455          |                    | 28,09,30,292          |
| In Current Accounts                              | P   |                    | 1,32,21,197           |                    | 1,75,01,319           |
| b) Cash in Hand                                  |     |                    | 3,20,017              |                    | 71,27,579             |
| <b>Total</b>                                     |     |                    | <b>1,32,96,97,423</b> |                    | <b>1,24,49,57,095</b> |

Accounting Policies & Notes to Accounts form part of accounts

Dr. Nayas KM  
Managing Trustee



This is the Balance sheet referred to in our report of even date.

**For R.G.N. PRICE & CO.**  
Chartered Accountants

NEERAJ. S  
Partner  
M.No.228055, FR NO.0027855

Principal  
KMCT Medical College  
Manassery P.O.  
Kozhikode

**KMCT MEDICAL COLLEGE & HOSPITAL**  
A unit of Kunhitharuvai Memorial Charitable Trust  
Manassery P.O, Mukkom, Kozhikode -673 602  
DETAILS OF SCHEDULES TO BALANCE SHEET AS AT 31.03.2022

| PARTICULARS                               | For the year ended<br>31-03-2022 |                         | For the year ended<br>31-03-2021 |                         |
|---|----------------------------------|-------------------------|----------------------------------|-------------------------|
|   | Rs                               | Ps                      | Rs                               | Ps                      |
| <b>SCHEDULE - A</b>                       |                                  |                         |                                  |                         |
| Capital Reserve                           |                                  | 5,932.50                |                                  | 5,932.50                |
| <b>TOTAL</b>                              |                                  | <b>5,932.50</b>         |                                  | <b>5,932.50</b>         |
| <b>SCHEDULE - B</b>                       |                                  |                         |                                  |                         |
| <b>SURPLUS/ DEFICIT</b>                   |                                  |                         |                                  |                         |
| Opening Balance                           |                                  | -62,13,61,541.89        |                                  | -78,62,94,063.65        |
| Add: Profit during the year               |                                  | 21,13,88,488.41         |                                  | 16,49,32,521.76         |
| <b>TOTAL</b>                              |                                  | <b>-40,99,73,053.48</b> |                                  | <b>-62,13,61,541.89</b> |
| <b>SCHEDULE - C</b>                       |                                  |                         |                                  |                         |
| <b>LOAN FROM TRUSTEES &amp; RELATIVES</b> |                                  |                         |                                  |                         |
| Loan From P M Musthafa                    |                                  | 1,50,000.00             |                                  | 1,50,000.00             |
| Loan From Yasmin Musthafa & Musthafa P M  |                                  | 15,00,000.00            |                                  | 15,00,000.00            |
| Moidu's Medicare Pvt.Ltd                  |                                  | 1,81,565.45             |                                  | 1,81,565.45             |
| <b>TOTAL</b>                              |                                  | <b>18,31,565.45</b>     |                                  | <b>18,31,565.45</b>     |
| <b>SCHEDULE - D</b>                       |                                  |                         |                                  |                         |
| <b>LOAN FROM BANKS</b>                    |                                  |                         |                                  |                         |
| P N B Vehicle Loan A/c No.425800NG4003003 |                                  | -                       |                                  | 15,19,928.00            |
| <b>TOTAL</b>                              |                                  | <b>-</b>                |                                  | <b>15,19,928.00</b>     |
| <b>SCHEDULE - E</b>                       |                                  |                         |                                  |                         |
| <b>DEPOSITS</b>                           |                                  |                         |                                  |                         |
| Caution Deposit 2017 (KMC)                |                                  | 4,00,000.00             |                                  | 4,00,000.00             |
| Caution Deposit MBBS 2012                 |                                  | 3,58,500.00             |                                  | 4,86,500.00             |
| Caution Deposit MBBS 2013                 |                                  | 8,44,000.00             |                                  | 12,81,000.00            |
| Caution Deposit MBBS 2014                 |                                  | 3,88,500.00             |                                  | 10,95,000.00            |
| Caution Deposit MBBS 2015                 |                                  | 10,37,550.00            |                                  | 15,00,000.00            |
| Caution Deposit MBBS 2016                 |                                  | 30,00,000.00            |                                  | 30,00,000.00            |
| Caution Deposit MBBS 2017                 |                                  | 29,90,000.00            |                                  | 30,00,000.00            |
| Caution Deposit MBBS 2018                 |                                  | 20,00,000.00            |                                  | 20,00,000.00            |
| Caution Deposit MBBS 2019                 |                                  | 30,00,000.00            |                                  | 30,00,000.00            |
| Caution Deposit MBBS 2020                 |                                  | 15,00,000.00            |                                  | 15,00,000.00            |
| Caution Deposit Mbbs 2021                 |                                  | 15,00,000.00            |                                  | -                       |



|  |                        |                        |
|--|------------------------|------------------------|
| Caution Deposit PG 2015                      | 10,000.00              | 10,000.00              |
| Caution Deposit PG 2016                      | 15,000.00              | 15,000.00              |
| Caution Deposit PG 2018                      | 15,000.00              | 15,000.00              |
| Caution Deposit PG 2019                      | 15,000.00              | 15,000.00              |
| Caution Deposit PG-2020                      | 4,48,500.00            | 4,48,500.00            |
| Caution Deposit PG-2021                      | 5,69,250.00            | -                      |
| Hostel Caution Deposit 2017(KMC)             | 95,000.00              | 95,000.00              |
| Hostel Caution Deposit MBBS 2012             | 2,01,500.00            | 2,91,500.00            |
| Hostel Caution Deposit MBBS 2013             | 3,67,500.00            | 5,40,000.00            |
| Hostel Caution Deposit MBBS 2014             | 2,35,500.00            | 6,30,000.00            |
| Hostel Caution Deposit MBBS 2015             | 5,39,100.00            | 7,83,000.00            |
| Hostel Caution Deposit MBBS 2016             | 2,00,000.00            | 2,00,000.00            |
| Hostel Caution Deposit MBBS-2017             | 11,93,000.00           | 11,93,000.00           |
| Hostel Caution Deposit MBBS-2018             | 4,85,000.00            | 4,85,000.00            |
| Hostel Caution Deposit Mbbs-2019             | 7,50,000.00            | 7,50,000.00            |
| Hostel Caution Deposit Mbbs-2020             | 14,80,000.00           | 14,80,000.00           |
| Hostel Caution Deposit Mbbs -2021            | 7,50,000.00            | -                      |
| Refundable Interest Free Deposit 2008        | -                      | 25,00,000.00           |
| Refundable Interest Free Deposit 2010        | -                      | 57,50,000.00           |
| Refundable Interest Free Deposit 2011        | 1,45,00,000.00         | 1,45,00,000.00         |
| Refundable Interest Free Deposit 2012        | -                      | 25,00,000.00           |
| Refundable Interest Free Deposit 2013        | 2,34,50,000.00         | 2,34,50,000.00         |
| Refundable Interest Free Deposit 2014        | 5,79,12,000.00         | 5,79,12,000.00         |
| Refundable Interest Free Deposit 2015        | -                      | 8,45,000.00            |
| Refundable Interest Free Deposit 2016        | -                      | 14,63,00,000.00        |
| Canteen Deposit                              | 32,00,000.00           | 32,00,000.00           |
| Tuition Fee Advance (Higher Option Students) | 75,66,610.00           | -                      |
| Rent Deposit From Tenant                     | 69,000.00              | -                      |
| MBBS-2014                                    | 7,00,000.00            | 7,00,000.00            |
| MBBS-2016                                    | 3,72,86,045.00         | 43,734.00              |
| MBBS-2017                                    | 30,918.00              | 3,82,495.24            |
| MBBS 2017(KMC)                               | 52,522.00              | 44,000.00              |
| MBBS-2018                                    | 3,56,485.24            | 40,007.00              |
| MBBS 2019                                    | 1,67,576.00            | 18,97,869.00           |
| MBBS-2020                                    | 32,085.00              | -                      |
| PG-2020                                      | 31,44,542.00           | -                      |
| PG -2019                                     | 1,23,000.00            | -                      |
| Rent Advance Received                        | 1,00,000.00            | 1,00,000.00            |
| <b>TOTAL</b>                                 | <b>17,30,78,683.24</b> | <b>28,43,78,605.24</b> |

**SCHEDULE - F**

**SUNDRY CREDITORS & OTHER PAYABLES**

|                                  |           |             |
|----------------------------------|-----------|-------------|
| Accura Medicharts                | 16,260.00 | 29,393.00   |
| Calicut Biotechnika              | 65,107.00 | 1,34,755.00 |
| Caregroup Sight Solution Pvt.Ltd | 7,504.00  | 2,061.00    |
| Ice Cream Paper Mart             |           | 17,438.00   |



|                                       |              |              |
|---------------------------------------|--------------|--------------|
| Derma Aesthetic                       |              | 24,000.00    |
| Dr.Lal Path Labs                      | 94,296.00    |              |
| Endure System                         | 5,75,040.00  | 2,11,530.00  |
| Epsilon Diagnostics                   | 1,00,800.00  | 2,01,600.00  |
| Eyedeal Vision                        | 6,720.00     | 6,720.00     |
| Gee Fabs                              | 75,978.00    |              |
| Lakshmi Surgicals                     |              | 2,569.00     |
| Lazhora Medical Cosmetics             | 19,234.00    | 4,484.00     |
| Link Surgical & Medi Systems          | 11,800.00    |              |
| Listenup India Hearing Solution P.Ltd |              | 35,640.00    |
| Malabar Lab Solution                  |              | 3,17,598.00  |
| Medi-Sun Medicals                     | 1,880.00     |              |
| Mediwell Biomedicals                  | 36,752.00    | 1,03,826.00  |
| Meridian Life Care                    | 1,23,194.00  | 1,65,760.00  |
| Meridium Diagnostics                  | 4,99,132.00  | 3,50,620.00  |
| Nexgen Biomedical Co                  | 2,560.00     |              |
| Open Biomedicals                      |              | 43,400.00    |
| Open Biomedicals                      | 71,931.00    |              |
| Othayamangalath Tiles                 |              | 5,142.00     |
| Othayamangalath Tiles                 | 22,710.00    |              |
| Power Zone (Sreejith)                 | 39,020.00    |              |
| Pump Gallary                          |              | 31,820.00    |
| Sharan Sleep & Respiratory Care       | 74,699.00    |              |
| Symbols Prints                        |              | 16,127.00    |
| Techno Space                          | 34,950.00    | 47,104.00    |
| Uzmi Laboratories India Pvt.Ltd.      | 13,190.00    | 12,638.00    |
| 4 Med Healthcare                      |              | 7,080.00     |
| A 4 All                               | 3,78,321.00  | 7,43,177.00  |
| A J Enterprises                       | 5,162.00     | 10,070.00    |
| A.J.Pharma                            | 5,172.00     | -            |
| AB Associates                         | 1,63,186.00  | 21,715.00    |
| Abdul Hameed                          | 34,650.00    | 23,100.00    |
| ABN Pharmaceutical & Surgical         | 77,724.56    | 2,54,581.56  |
| ABS Associates                        | 14,504.00    | 1,12,755.00  |
| Accel Medical                         |              | 8,500.00     |
| Accura Bio Medical Solutions          |              | 15,387.00    |
| Advance From Cash & Billing           | 1,811.00     | 1,180.00     |
| Advance From Patients                 | 91,260.00    |              |
| Advance From Pharmacy                 | 19,707.00    | 6,098.00     |
| Agfa Healthcare India Pvt.Ltd         |              | 1,23,460.00  |
| Airtech Climate Solution              | 700.00       | 66,300.00    |
| Aiswarya Traders                      |              | 4,000.00     |
| AKM Surgical Co.                      | 3,87,290.40  | 2,15,182.40  |
| Akshaya Pharmaceuticals               | 1,23,712.00  | 29,270.00    |
| Al Naco Agencies                      | 57,282.00    | 43,209.00    |
| Alfa Agencies                         | 19,86,317.00 | 20,55,099.00 |





|                                    |             |             |
|------------------------------------|-------------|-------------|
| Allengers Medical System Ltd       |             | 2,520.00    |
| Alliance Pharma                    | 9,27,223.00 | 5,36,646.00 |
| Allied Medical Agencies            | 5,98,583.00 | 4,36,919.00 |
| Altus Health Care Solution         |             | 11,825.00   |
| AM Motors                          |             | 13,000.00   |
| AM Traders                         | 34,096.00   |             |
| Ambalapatta Bricks                 |             | 38,656.00   |
| Amruth Diagnostics, Calicut        | 7,422.00    | 8,064.00    |
| Anand Drug Lines                   | 3,67,572.00 | 3,66,420.00 |
| Anand Oxygen India (P) Ltd         | 91,336.00   | -           |
| Ananda Surgicals                   | 3,65,440.00 |             |
| Anas Fabricators                   |             | 1,30,047.00 |
| Anoop K K(Painter)                 | 1,136.00    | 6,49,903.00 |
| Anu Hassan Foams & Furnishings     | 21,900.00   |             |
| Anu Radha                          | 44,493.00   | 4,042.00    |
| Aparna Healthcare                  |             | 69,339.00   |
| Apex Medical Suppliers, Malappuram | 58,800.00   | 47,880.00   |
| Appasamy Associates                | 2,184.00    | -           |
| Armi Pharma                        | 2,36,460.00 | 1,65,237.00 |
| Ashok Drugs(Wholesale)             | 12,733.00   | 41,073.00   |
| Associated Clinical Aids Pvt. Ltd  | 51,461.00   | 1,09,039.00 |
| Aswini Agencies                    | 9,607.00    | 3,17,051.00 |
| Aswini Associates                  | 2,52,527.34 | 2,00,289.34 |
| Aswini Health Specialities India   | 1,12,613.40 | 29.40       |
| Athani Developers                  | 19,250.00   |             |
| Axios Automation                   |             | 52,210.00   |
| Axis Health Care                   |             | 8,91,000.00 |
| Axis Medical Systems               | 2,17,454.00 | 99,684.00   |
| Aztech Agencies                    | 85,597.00   | 85,597.00   |
| B & C Insustries                   | 496.00      |             |
| B 4 U                              | 3,98,685.00 | 7,47,987.00 |
| Baba Drug House                    |             | 24,960.00   |
| Bal Tyres                          | 27,600.00   | 36,425.00   |
| Bala Pipes                         | 88,535.00   | 6,60,014.00 |
| Balettan Earth Movers              | 56,430.00   |             |
| Base Medical Systems               | 76,879.00   | 2,25,709.00 |
| Basim Enterprises                  |             | 3,20,338.00 |
| Bazooka Graphics                   | 2,23,490.00 | 1,21,894.00 |
| Bazooka Printers                   | 17,719.00   | 55,947.00   |
| Beauty Queen                       | 2,000.00    |             |
| BEC Healthcare India Pvt.Ltd       |             | 10,763.00   |
| Bee Jay Traders                    |             | 4,200.00    |
| Bhavana Offset & Computer Forms    | 60,875.00   | 2,08,751.00 |
| Bio Implants India (P)Limited      | 21,315.00   | 21,315.00   |
| Bio Logic Solutions                | 28,953.00   | 18,343.00   |
| Biocare Diagnostics                | 5,18,311.00 | 7,80,356.00 |



KMCT Medical College  
Manassery  
Kozhikode


|  |              |              |
|--|--------------|--------------|
| Bio-Diagnostics                        | 96,603.00    | 4,25,865.00  |
| Biomed Corporation, Kochi              | 24,640.00    | -            |
| Biomed Instrumentation Private Limited | 10,788.00    | 10,788.00    |
| Bions Medical Systems Pvt Ltd          | 3,55,256.00  | 1,31,395.00  |
| Biotechnika                            | 0.20         | 0.20         |
| BKT Tipper Services                    | 1,48,093.00  | 1,14,409.00  |
| Bonafide Surgicals                     | 4,557.00     | 4,557.00     |
| Brand Drugs & Surgicals                | 9,828.00     | -            |
| Breath                                 |              | 7,375.00     |
| Bright Alluminium Fabricators          |              | 30,800.00    |
| By Pharma                              | 3,269.00     | 3,00,771.00  |
| CMA Medical Supports                   |              | 6,900.00     |
| CSR Drugs                              | 9,940.00     |              |
| Calicut Biomedicals                    | 11,504.00    | 39,840.00    |
| Calicut Biomedicals,Areacode           | 3,400.00     | -            |
| Calicut Biotechnika                    | 12,657.00    |              |
| Calicut Book Distributors              |              | 19,52,046.00 |
| Calicut Drug Lines                     |              | 31,494.00    |
| Calicut Medical Corporation            | 30,038.00    |              |
| Calicut pharmaceuticals                | 16,236.00    | 2,374.00     |
| Calicut Surgicals                      | 30,000.00    | 24,554.00    |
| Capsules                               | 74,913.00    | -            |
| Cardio Consumables Pvt.Ltd             | 27,966.00    | 5,192.00     |
| Cardis Health Technologies             |              | 60,000.00    |
| Carino Auto Infra Pvt. Ltd.            | 7,515.00     | 6,810.00     |
| Carino Estates Pvt Ltd                 | 65,104.00    | -            |
| Carino Holdings Pvt Ltd                | 40,898.00    |              |
| CBM Surgicals                          | 36,181.00    | 32,182.00    |
| Celora Electronic Integration          | 8,064.00     |              |
| Cental Agencies, Calicut               | 19,30,939.00 | 77,280.00    |
| Central Associates                     |              |              |
| Century Television                     | 21,000.00    | 56,000.00    |
| Chandramohan (Canteen)                 | 71,36,818.00 | 22,38,916.00 |
| Chandran Nair(Tile Work)               | 883.00       | 883.00       |
| Chemeia Life Care                      | 2,520.00     | 2,520.00     |
| Chemind Chemicals                      | 34,800.00    | 4,210.00     |
| Chennai Surgical & Biomedicals         | 23,814.00    | 2,072.00     |
| Chitra Agencies                        | 73,988.00    | 88,457.00    |
| Choys Roadways & Earth Movers          | 13,365.00    |              |
| City Drugs                             | 2,312.00     | 1,980.00     |
| CJM Surgicals                          |              | 27,060.00    |
| Classic Implants                       |              | 16,643.00    |
| Classic Tiles                          |              | 1,67,579.00  |
| Codepro Systems                        | 8,64,350.00  | 8,64,350.00  |
| Comfort Technologies                   | 12,500.00    |              |
| Commercial Enterprises                 |              | 6,80,792.00  |



|   |             |              |
|---|-------------|--------------|
| Computer Care                                 | 57,320.00   | 1,48,782.00  |
| Cosmoz Pharmaccuticals                        | 8,95,376.00 | 10,23,804.00 |
| Creative Curtain Centre                       | 16,919.00   |              |
| Creditors for others (counters)               | 2,53,414.00 | 2,53,414.00  |
| Crystal Technologies                          |             | 18,000.00    |
| Cure Line Pharma                              |             | 14,431.00    |
| Cynor Pharma                                  | 12,880.00   |              |
| Das Air Product                               | 14,160.00   |              |
| Diamond Metal Industries                      | 39,200.00   |              |
| DINS Health Care Pvt. Ltd.                    |             | 7,125.00     |
| Dot Computers, Calicut                        | 31,550.00   | 41,248.00    |
| Dotic Hearing Solution Pvt.Ltd                | 43,450.00   | 57,750.00    |
| Dr.Lalpath Labs                               | 22,731.00   |              |
| ESign-In                                      | 30,714.00   | 16,128.00    |
| Electro Tech                                  |             | 12,390.00    |
| Element Enterprises                           | 89,970.00   | 2,41,402.00  |
| E-Max Biogenics                               |             | 4,302.00     |
| Emergency Medicine Dept                       | 2,07,304.00 | 2,07,304.00  |
| Environmental Engineers & Consultants Pvt Ltd |             | -            |
| Epsilon Diagnostics                           | 1,00,800.00 | -            |
| Equmed Dia Care                               | 1,30,000.00 | -            |
| Eram Motors                                   | 19,794.00   | -            |
| ESI Payable                                   | 4,04,777.00 | 3,55,570.00  |
| Evolve Life Science                           | 6,903.00    |              |
| Examiners Remuneration From KUHS              | 9,85,912.00 | 3,20,068.00  |
| Excel Pharma                                  |             | 2,248.00     |
| Excellent Surgicals                           | 1,15,641.00 | 81,831.00    |
| Excess Amount Collected to Be Refunded        | 5,21,142.00 | 92,402.00    |
| Express Bio                                   | 13,104.00   | 12,768.00    |
| Fathima Hameed                                | 34,650.00   | 23,100.00    |
| Fiberzone Communication                       |             | 2,00,600.00  |
| Flood Cess                                    |             | 12,728.00    |
| Flood Cess Payable                            |             | 85,060.00    |
| Fobs Engineering                              |             | 19,409.00    |
| Focus Advertising Co.                         |             | 1,28,564.00  |
| Fourmed                                       | 27,781.00   | 16,136.00    |
| Freevo Engineering (P) Ltd                    | 1,726.00    | 1,726.00     |
| Friends Electrical Engineers                  | 8,660.00    | 26,683.00    |
| Ganga Catering Services                       |             | 1,44,900.00  |
| GDR Health Care                               | 13,865.60   | 24,920.00    |
| Global BioMed                                 | 6.00        | 6.00         |
| Global Drug House                             | 63,752.00   | 85,114.00    |
| Global Surgicals                              | 0.20        |              |
| Golden Luck Fire Safety Services              |             | 6,372.00     |
| Govind Oxygen Co                              | 8,22,489.00 | 5,00,090.00  |
| Grace Med                                     | 2,03,993.00 |              |

*[Handwritten signature]*


KMCT Medical College  
Manassery P.O.  
Kozhikode



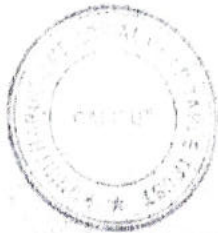
|  |                |                |
|--|----------------|----------------|
| Gracemed, Calicut                                  | 1,59,753.00    | 2,85,436.00    |
| Grahams Pharmacueticals                            |                | 8,048.00       |
| Grant Received to Be Refunded                      | 1,94,923.00    | 1,96,318.00    |
| Gratuity Payable                                   | 7,94,18,790.00 | 8,02,76,539.00 |
| Gravity Health Care                                | 37,576.00      | -              |
| Green Ads Global                                   | 90,199.00      | -              |
| Green Offset                                       | 5,247.00       | 5,247.00       |
| Green Vally(Johnson Joseph)                        |                | 70,686.00      |
| GST Payable  | 7,14,170.00    | 3,10,026.00    |
| Happy Traders                                      | 2,17,753.00    | -              |
| Harvay   | 2,09,894.00    | 1,59,231.00    |
| Hebbar Surgical Instruments                        | 13,808.00      | 13,808.00      |
| Hiflo Water Technologies                           | 32,340.00      |                |
| Hindustan Health Care                              | 1,180.00       | 1,180.00       |
| Hitech Lab   | 15,723.00      | 15,723.00      |
| HOLIDAY MOTHER & CHILD KNIT PRODUCTS INDIA (P) LTD |                | 13,690.00      |
| Holiday Surgicals                                  | 13,045.00      |                |
| Hospicare, Malappuram                              | 38,605.00      | -              |
| Hospital Beds                                      | 10,534.00      | 3,000.00       |
| Hospital Needs                                     | 50,803.00      | 67,457.00      |
| Hospitech Surgical Industries, Calicut             |                | 2,925.00       |
| Hotel Malayoram Gateway                            |                | 2,000.00       |
| Hotel Marina Residency                             |                | 6,048.00       |
| Hydenso Steel & Engineering Pvt.Ltd                | 57,820.00      |                |
| Hygiene Care                                       | 4,39,510.00    | 4,42,204.00    |
| Hykon India (P) LTD                                | 1,77,500.00    | 49,000.00      |
| IASO Healthcare Pvt Ltd                            |                | 386.00         |
| IBS Team   |                | 13,110.00      |
| Impresso   | 1,50,823.00    | 29,170.00      |
| Indeed Stericare                                   | 1,50,313.00    | 1,61,265.00    |
| India Medtronic Pvt.LTD                            | 1,95,510.93    | 10,079.82      |
| Indian Biomedicals                                 | 44,428.00      | 7,504.00       |
| Indian Surgicals & Medicals                        | 1,45,040.00    | 87,024.00      |
| Indo Associates                                    |                | 7,580.00       |
| Indo Electricals                                   | 4,84,633.00    | 1,73,833.00    |
| Insignia Biomedical                                | 1,06,624.00    | 1,68,896.00    |
| ITHIEL Healthcare Pvt.LTD                          | 21,333.00      | -              |
| J R Health Care                                    | 1,58,854.00    |                |
| J.M.Surgicals                                      | 6,643.64       | 2,20,069.64    |
| Jackson Drug House of Malabar                      | 10,25,250.00   | 10,89,705.00   |
| Jaihind Surgicals                                  | 17,000.00      | 14,800.00      |
| JAKESMED healthcare                                | 44,244.00      | 19,239.00      |
| Janatha Drugs, Kozhikode                           | 86,055.00      | 35,632.00      |
| Jas Aluminium Fabrication                          | 4,950.00       | 5,557.00       |
| Jayaraj Pipe Traders                               | 1,47,518.00    | 31,864.00      |
| Jeyhruday Enterprises                              | 80,640.00      | 4,11,712.00    |




|                                |             |             |
|--------------------------------|-------------|-------------|
| JEZ Health Care                |             | 65,510.00   |
| JNM Drugs & Surgicals          | 9,100.00    | 5,677.00    |
| Joshi Engineering Works        | 270.00      | 270.00      |
| JV Tech                        |             | 6,750.00    |
| Jyothi Drugs                   | 1,156.00    | 20,433.00   |
| Jyothi Pharma                  | 45,059.00   | 2,21,584.00 |
| K Sree Care Agencies           |             | 927.00      |
| K T Printers                   |             | 2,285.00    |
| K.G.Fabrics                    | 2,646.00    |             |
| K.M.Parthasarathy & Sons       | 2,35,472.00 | 5,13,254.00 |
| Kaazeen Meditech Pvt.LTD       | 1,34,400.02 | 95,200.00   |
| Kairali Swayam Sahayaka Sangam | 7,500.00    |             |
| Kanfab                         | 14,680.00   |             |
| Kardia Medical Instrumentation |             | 5,000.00    |
| Karryon Medical                | 92,236.00   | 4,60,680.00 |
| Kausthubham Agencies           |             | 4,760.00    |
| Kavin Enterprises              |             | 18,000.00   |
| Keon Elevator India Pvt Ltd    |             |             |
| Kerala Commercial Distributors | 87,831.00   | 3,17,142.00 |
| Kerala Diagnosis               |             |             |
| Kerala Drug Distributors       |             | 3,288.00    |
| Kerala Drug House,             | 1,28,026.00 | 61,948.00   |
| Kerala Scientific Company      |             | 5,603.00    |
| Kerala Surgicals, Calicut.     |             | 1,85,864.00 |
| KMCT Canteen                   | 11,105.00   |             |
| Kooper Medical Technology      | 14,336.00   |             |
| Kurikkal Ambiente              |             | 3,64,649.00 |
| Kurikkal Pipelines             | 488.00      | 488.00      |
| KVR Systems Sales & Services   |             | 5,500.00    |
| La Mode                        | 2,800.00    |             |
| Lab Serve                      | 6,490.00    |             |
| Lakshmi Rexin House            |             | 6,150.00    |
| Lalmode, Kozhikode             | 4,300.00    | 1,200.00    |
| Lamda Steels                   | 1,98,073.00 |             |
| Lapic                          | 97,418.00   | 3,58,708.00 |
| Lavanya Store Kattangal        | 17,100.00   | 17,100.00   |
| Lavanya Hyper Shop             | 2,990.00    | 14,890.00   |
| Lavanya Metals                 |             | 30,054.00   |
| Laxmi Enterprises              | 81,679.00   | 64,729.00   |
| Laxmi Rexin House              |             | 18,000.00   |
| LE CYGNE VENTURES LLP          | 3,39,153.00 | 25,662.00   |
| Le Malabar Furniture           | 27,700.00   |             |
| Life on enterprises            | 30,315.00   |             |
| Lifecare Systems               |             | 800.00      |
| Lifeline surgicals             | 3,03,852.00 | 2,32,025.00 |
| Lips Informatics               | 8,12,500.00 | 8,12,500.00 |




|   |              |              |
|---|--------------|--------------|
| Limas Medical Devices & Diagnostics PVT.LTD |              | 0.40         |
| Liquie Pearl                                |              | 900.00       |
| Lis Water Technology                        |              | 33,630.00    |
| LS Drugs & Surgicals                        |              | 2,434.00     |
| M J Power Solutions                         |              | 15,000.00    |
| M Son's Medical LLP                         | 7,500.00     |              |
| M.J.Power Solutions                         | 3,800.00     |              |
| M.R Associates                              | 1,13,984.94  | 8,50,362.22  |
| M.R.Associates, Kozhikode                   | 4,21,809.00  |              |
| M.S Technologies                            | 78,057.00    | 2,688.00     |
| MA Care Surgicals                           | 72,778.00    |              |
| Magnus Medical Systems                      | 11,200.00    |              |
| Malabar Diagnostics                         | 25,628.00    | 7,840.00     |
| Malabar Drug Hosue                          | 8,884.00     | 15,333.00    |
| Malabar Furniture                           | 17,200.00    | 91,900.00    |
| Malabar Lab Solution                        | 10,000.00    |              |
| Malabar Media                               | 66,771.00    | 1,77,221.00  |
| Malabar Medical Agency                      | 25,600.00    |              |
| Malayala Manorama                           | 12,250.00    |              |
| Mallasseril Agencies                        |              | 6,540.00     |
| Manoj Pharmaceuticals                       | 35,45,297.00 | 39,53,610.00 |
| Manorama Oxygen Pvt Ltd                     |              | 16,772.00    |
| Maria Surgicals                             |              | 2,01,600.00  |
| Mark Distributors                           | 29,080.00    |              |
| Markazs Sunnis Aqafathi Karanthur           | 2,50,000.00  | 2,50,000.00  |
| Mas Enterprises                             | 17,85,814.00 | 15,70,776.00 |
| Medchem                                     | 28,588.00    | 46,921.00    |
| Medchem Pharmaceutical Distributors         | 12,692.00    | 24,892.00    |
| Medevice Associates                         | 50,042.00    | 34,752.00    |
| Medi Assist                                 | 58,831.00    | 1,74,714.00  |
| Medi Care Associates                        | 3,50,261.00  | 5,62,319.00  |
| Medi Care Surgicals                         |              | 8,623.00     |
| Medi Drugs                                  | 8,01,364.00  |              |
| Medi Link Enterprises (P) Ltd, Palakkad     | 1,93,676.00  | 1,06,194.00  |
| Medi Pharma                                 | 25,163.00    | 23,201.00    |
| Medi Pharma Specialty                       | 10,46,622.00 | 11,422.00    |
| Medi Zintek                                 | 38,62,091.00 |              |
| Medibright Care                             | 5,69,772.00  | 1,80,902.00  |
| Medical Systems                             | 5,29,330.00  | 1,68,000.00  |
| Medicare Associates                         | 33,997.00    | 12,581.00    |
| Medico Lifescience                          | 33,524.00    | 33,524.00    |
| Medicon Systems                             | 638.00       |              |
| Medilab Diagnostics                         | 67,200.00    |              |
| Medilink Enterprises                        | 47,436.00    | 7,080.00     |
| Medisafe                                    | 62,012.00    | 96,650.00    |
| Mediscopes                                  | 16,204.00    | 84,681.00    |




  
 KMCT Medical College  
 Manassery P.O.  
 Kozhikode

|  |              |              |
|--|--------------|--------------|
| Mediwell Biomedicals                           | 20,800.00    |              |
| Medplus Biomedicals                            | 4,001.00     |              |
| Medizintek                                     | 5,55,639.00  | 46,98,789.00 |
| MET Healthcare Pvt.Ltd                         |              | 2,000.00     |
| Metro Chem Laborotories                        | 25,606.00    | 35,400.00    |
| Meyon Drugs, Kozhikode                         | 6,884.00     |              |
| Meyon Pharma                                   | 1,64,702.00  | 3,27,564.00  |
| Micro Lab Equipments                           |              | 2,46,896.00  |
| Microbiological Labo.Resr. & Ser.              | 8,812.00     |              |
| Midas Health Care                              |              | 1,14,144.00  |
| Midas Meditech Pvt.LTD                         | 16,54,580.00 | 25,62,128.00 |
| MIMO Health Care                               | 54,320.00    |              |
| Mini Surgical Instruments                      | 15,680.00    | 38,912.00    |
| Mix Graphics                                   |              | 43,087.00    |
| MK Associates                                  | 13,560.00    |              |
| Mohan's Electronics & Illuminators             |              | 2,564.00     |
| MPC Pharma                                     |              | 1,570.00     |
| Mrs.Sathyabhama,C/o Mr.Sandeep Sir NHIHS & AHS | 1,070.00     |              |
| MS Surgicals                                   | 2,23,884.00  | 5,68,931.00  |
| MS Technologies                                | 9,26,500.00  | 3,54,619.00  |
| Muhammed Fazil- Building Rent                  | 28,875.00    | 69,300.00    |
| Muhammed Parakkal -Building Rent               | 32,100.00    | 1,81,900.00  |
| Mukkam Tyres                                   |              | 21,150.00    |
| Mukkom Municipality                            |              | 85,41,612.00 |
| Musthafa                                       | 5,296.00     |              |
| Myovatec Surgical System Pvt Ltd               | 63,152.00    | 63,152.00    |
| N.K.Furnishings                                | 1,485.00     | 37,149.00    |
| Nandana Surgicare                              | 4,83,470.00  | 5,77,996.00  |
| Nandanam Agencies                              | 32,512.00    | 1,24,888.00  |
| Nano Therapeutics Pvt Ltd                      | 68,250.00    | 2,28,662.00  |
| Nazzio Medical System                          |              | 6,188.00     |
| New Associated Pharma                          |              | 9,346.00     |
| New J.P.Surgicals                              | 1,54,876.00  | 2,21,250.00  |
| Nexba Health Care Marketing & Service Pvt Ltd  | 2,576.00     | 2,576.00     |
| Nexus Pharma                                   | 1,70,100.00  | 27,124.00    |
| Nuclear Surgicals                              | 28,577.00    | 38,923.00    |
| Omega Trade Links                              |              | 1,49,393.00  |
| Only Workers                                   | 2,79,792.00  |              |
| Orison Pharmaceutical Distributors             | 13,61,786.00 | 21,49,314.00 |
| Other Expenses Payable                         | 24,28,312.26 | 24,90,843.26 |
| Other Recoveries                               | 3,840.00     | 3,840.00     |
| OXE Distributors                               | 5,953.00     | 1,01,196.00  |
| P M K Building                                 | 63,032.00    | 63,032.00    |
| P.M.C Distributors, Calicut                    | 11,616.00    |              |
| Pace Marketing Services                        | 45,253.00    | 7,493.00     |
| Parakkal Surgicals                             |              | 49,206.00    |



|  |                |                |
|--|----------------|----------------|
| Para Military Ex-Servicemen Security Service Society |                | 32,620.00      |
| Parayil Pharma                                       | 9,853.00       | 9,853.00       |
| Pavithran & Murali                                   | 1,27,440.00    | 1,30,980.00    |
| Peekay Rolling Mills (P) LTD                         | 61,75,956.00   |                |
| Pest Control India                                   | 62,426.00      |                |
| PF Refundable to Staff                               | 16,08,185.00   | 16,08,185.00   |
| Pharma Care  | 2,76,388.00    | 1,54,364.00    |
| Pharma Point   | 6,187.00       | 38,638.00      |
| Pilot Store  | 78,176.00      | 60,478.00      |
| PMH Motors   | 31,861.00      | 14,847.00      |
| PMK Build Tech India Pvt. Ltd                        | 13,33,224.00   |                |
| Poly Electricals                                     | 9,774.00       | 4,700.00       |
| Powerica   | 22,20,000.00   | 22,20,000.00   |
| Prabha Electric                                      | 1,08,560.00    |                |
| Prakashan  |                | 15,193.00      |
| Prashob Metal Industrials                            | 18,711.00      |                |
| Prasoon Industrials                                  | 33,920.00      | 3,16,844.00    |
| Prathosh Medico                                      | 10,32,183.20   | 4,39,091.00    |
| Praxis Health Technologies                           | 1,60,720.00    | 90,720.00      |
| Printo Cards And Technologies                        | 18,452.00      |                |
| Professional Charges Payable                         | 3,70,889.00    | 1,62,548.00    |
| Professional Tax Payable                             | 15,46,898.00   |                |
| Prompt Solutiond Pvt Ltd                             | 1,20,538.00    | 1,42,531.00    |
| Prompt Suppliers                                     | 16,85,738.00   | 12,78,940.00   |
| Provident Fund Payable                               | 15,692.00      | 80,073.00      |
| Provident Fund Payable ( HPL,Khirc,WCH & All Colleg  | 10,94,284.00   | 11,81,299.00   |
| Provident Fund Payable ( NCP )                       | 1,15,825.00    | 1,17,469.00    |
| Provident Fund Payable ( Trust )                     | 1,49,738.00    | 1,51,225.00    |
| Provident Fund Payble                                | 3,15,67,734.00 | 15,269.00      |
| Provident Fund Penalty                               |                | 3,14,91,542.00 |
| Purelux Systems                                      | 1,350.00       |                |
| Puthiyottil Hollw Bricks                             | 25,740.00      | 3,500.00       |
| Quality Health Care                                  | 6,692.00       | 6,692.00       |
| R J Enterprises                                      |                | 10,160.00      |
| R.D.Surgicals, Calicut                               | 52,100.00      | 12,980.00      |
| R.G.N. Price & Co.                                   | 4,27,500.00    | 3,79,250.00    |
| Raghulal Pharma, Kozhikode                           | 14,469.00      | 25,088.00      |
| Receipe Drugs  | 8,48,290.00    | 8,01,155.00    |
| Rising Star Pharmaceuticals                          |                | 2,061.00       |
| Ron Lab Chemicals                                    |                | 8,024.00       |
| Royal Traders - Nandi                                | 6,58,407.00    |                |
| S J Care   | 1,35,970.00    | 1,68,846.00    |
| S K Industries                                       | 39,599.00      |                |
| S N Cement   | 69,000.00      | 69,000.00      |
| S R Drugs  | 1,34,865.00    | 1,57,451.00    |
| S.N.Cement Marketing                                 |                | 2,14,375.00    |






|   |                |                |
|---|----------------|----------------|
| Safe India Marketing Services           |                | 55,844.00      |
| Sahajanand Laser Technology LTD         | 6,09,274.00    | 6,09,274.00    |
| Sahajanand Medical Technologies PVT.LTD | 1,14,290.16    | 1,14,290.16    |
| Salaries Payable                        | 93,54,910.00   | 1,52,12,820.00 |
| Salary Payable- Doctors- Emergency Dept | 11,42,253.00   | 6,10,501.00    |
| Salary Payable -Security Staff          | 7,93,201.00    | 4,81,737.00    |
| Salary Payable(Admn)                    | 1,85,46,713.00 | 1,81,64,865.00 |
| Sanmed Technologies                     |                | 2,240.00       |
| Screen Arts                             | 420.00         | 420.00         |
| Secumax                                 | 4,023.00       | 4,023.00       |
| Security Deposit - Canteen              | 7,00,000.00    | 7,00,000.00    |
| Security Deposit Coffee Shop            | 2,00,000.00    | 2,00,000.00    |
| Security Deposit From Andhra Bank       | 2,23,560.00    | 2,23,560.00    |
| Sepack India (P) LTD                    | 3,658.00       |                |
| Shibumi Medical Systems                 | 10,000.00      | 10,000.00      |
| Shymma Surgicals                        |                | 58,570.00      |
| Shymma Surgicals                        | 91,765.00      |                |
| Sibu Enterprises                        |                | 8,262.00       |
| Silver Drugs                            | 94,416.00      | 99,765.00      |
| Smith Safety Service                    | 12,368.00      | 18,551.00      |
| Snas Agencies                           | 7,927.00       |                |
| Snaps Medical Solutions                 | 1,56,400.00    | 13,720.00      |
| Solvent Traders                         | 10,590.80      |                |
| Sona Drugs & Surgicals                  | 1,969.00       | 1,969.00       |
| South North Medicals                    | 17,46,153.41   | 11,66,420.65   |
| Space Marketing Solutions               |                | 7,314.00       |
| Speciality Pharma & Surgicals           | 18,010.00      | 93,240.00      |
| Speciality Surgicals & Medicals         |                | 3,360.00       |
| Sree Gokulam Health Care Pvt.LTD        |                | 25,000.00      |
| Sreekala Oxygen Co. Thenhippalam        | 6,71,364.00    | 7,76,651.00    |
| Sreekala Oxygen Company                 | 1,08,854.00    | 1,77,335.00    |
| Sri Kulandaiswamy Surgicals             | 1,84,800.00    | 2,19,072.00    |
| Star surgicals                          |                | 2,285.00       |
| Stat Consultancy Pvt Ltd                | 3,21,231.00    |                |
| Star Wind                               | 6,457.00       |                |
| Steel Tech Cort Solution Pvt.Ltd        | 65,000.00      | 65,000.00      |
| Stipend Payable to Housesurgeons        | 11,21,124.00   | 12,64,534.00   |
| Style Arts                              | 29,205.00      |                |
| Sukumaran                               |                | 37,000.00      |
| Sun Enterprises                         | 3,49,344.00    | 4,49,991.00    |
| Sunada Enterprises                      |                | 2,42,016.00    |
| Sunanda Associates, Calicut             | 9,88,373.00    | 2,77,459.00    |
| Super Drug Lines                        |                | 14,168.00      |
| Surgi Tech India                        | 8,500.00       | 9,09,852.00    |
| Surgilink                               | 35,000.00      | 1,21,226.00    |
| Surya Drugs, Calicut                    | 54,082.00      | 24,388.00      |



|   |              |              |
|---|--------------|--------------|
| Swastika Health Center                          | 38,233.00    |              |
| Symbos Prints                                   | 1,240.00     |              |
| Synergy Associates                              |              | 4,256.00     |
| Tali Enterprises                                |              | 2,646.00     |
| TDS payable                                     | 4,630.00     |              |
| Techno Space                                    | 3,700.00     |              |
| Techno Car Care                                 | 3,40,143.00  | 5,100.00     |
| Techno Enterprises Fire Engineers & Contractors |              | 39,524.00    |
| Technoware ID Systems Pvt Ltd                   |              | 25,642.00    |
| Technoline Systems & Services                   | 5,24,625.00  |              |
| TEG Global Infrastructures PVT LTD              |              | 3,55,211.00  |
| Temporary staff stipent payable                 | 40,226.00    | 41,669.00    |
| Thanima Materials                               | 10,890.00    | 34,936.00    |
| The Mathrubhumi Printing & Publishing Co.LTD    | 2,500.00     | 2,500.00     |
| The Universal Agencies                          | 75,735.00    |              |
| Thyssen Krupp Elevator                          | 85,934.00    | 84,267.00    |
| Trend Marketing                                 |              | 5,900.00     |
| United Biomedical Service                       | 2,950.00     |              |
| United Imagings                                 |              | 386.00       |
| United Pharmaceuticals                          | 3,15,514.00  | 2,96,792.00  |
| United Surgicals                                | 8,79,643.00  | 14,53,782.00 |
| Universal Agencies                              | 53,422.00    | 20,930.00    |
| V P K Motors Pvt.Ltd.                           | 1,05,418.00  | 49,334.00    |
| V.K.Associates 1826C                            | 14,27,946.00 | 16,77,722.00 |
| Vajra   |              | 5,551.00     |
| Variety Furniture                               |              | 7,20,039.00  |
| Vascular Concepts LTD                           | 42,21,888.02 | 69,19,312.02 |
| Vasmed Technologies                             |              | 0.35         |
| Vasus Medrays Pvt Ltd                           | 8,63,755.00  |              |
| Veroni Drugs & Surgicals                        |              | 44,366.00    |
| VHIRE4U Pvt. Ltd                                |              | 4,85,537.00  |
| Vijay Hospitality Service                       | 13,740.00    | 47,478.00    |
| Vijaya Papers & Printing                        | 35,746.00    |              |
| Vinayaka Wood Arts                              | 2,918.00     |              |
| Vineetha Surgical Instrument Works              |              | 29,000.00    |
| VK Associates                                   | 1,00,372.00  | 2,73,520.00  |
| Wages Payable                                   | 3,02,478.00  | 1,32,923.00  |
| We Care Associates                              |              | 25,286.00    |
| Welcare Associates                              | 2,04,658.00  | 10,08,266.00 |
| Well Care Surgicals                             | 5,736.00     | 5,736.00     |
| West Park                                       |              | 72,240.00    |
| Wings Health Care                               | 11,84,012.00 | 7,84,414.00  |
| Wipro GE Health Care                            | 11,73,733.00 | 14,11,353.00 |
| X-Ray & Hospital Supplies                       | 11,469.00    | 29,516.00    |
| Yaas Agencies                                   | 1,59,600.00  | 5,34,534.00  |
| Yeska Marketing                                 | 74,349.00    |              |

  
 KMCT Medical College  
 Manassery P.O.  
 Kozhikode



|  |                          |                          |
|--|--------------------------|--------------------------|
| Yuzaxy Pharma                                    | 4,50,482.77              | 4,80,940.00              |
| Zeolite Water Technology                         |                          | 4,227.00                 |
|  | <b>24,02,09,404.85</b>   | <b>24,71,15,702.42</b>   |
| <b>SCHEDULE - G</b>                              |                          |                          |
| <b>CREDIT BALANCE IN BANK ACCOUNTS</b>           |                          |                          |
| Union Bank of India A/c No.009731100000007       | -                        | -                        |
| Union Bank of India OD A/c No. 210131100000016   | -                        | 1,44,62,920.12           |
| Indian Overseas Bank A/c NO.00410200002952       | -                        | 15,03,778.83             |
| Punjab National Bank A/c No 4258009300251096     | -                        | 6,50,76,154.31           |
| <b>TOTAL</b>                                     | <b>-</b>                 | <b>8,10,42,853.26</b>    |
| <b>SCHEDULE - H</b>                              |                          |                          |
| <b>INTER INSTITUTIONS HAVING CREDIT BALANCES</b> |                          |                          |
|  | 1,32,45,43,890.64        | 1,25,04,23,050.00        |
| <b>TOTAL</b>                                     | <b>1,32,45,43,890.64</b> | <b>1,25,04,23,050.00</b> |
| <b>SCHEDULE - I</b>                              |                          |                          |
| <b>FEE RECEIVABLES</b>                           |                          |                          |
| MBBS 2011  | 5,65,000.00              | 5,65,000.00              |
| MBBS 2012  | -                        | 1,00,000.00              |
| MBBS 2013  | 80,000.00                | 2,55,000.00              |
| MBBS-2014  | 15,000.00                | 55,004.72                |
| MBBS 2015  | 20,48,460.00             | 24,02,853.00             |
| MBBS 2016  | 12,60,145.00             | 11,18,15,717.00          |
| MBBS 2017  | 2,42,79,467.00           | 2,10,29,761.00           |
| MBBS 2017(KMC)                                   | 1,23,28,096.00           | 37,80,217.00             |
| MBBS 2018  | 2,07,57,873.32           | 1,29,50,509.08           |
| MBBS 2019  | 2,62,59,219.00           | 1,39,81,798.00           |
| MBBS-2020  | 1,35,65,483.00           | 77,51,755.00             |
| MBBS-2021  | 5,27,92,240.00           | -                        |
| Fee Receivable From Entrance Commissioner        | 4,95,00,000.00           | 3,85,00,000.00           |
| PG-2018  | 25,000.00                | 46,100.00                |
| PG -2019   | -                        | 14,19,448.00             |
| PG-2020  | 48,60,947.00             | 46,30,367.00             |
| PG-2021-2022                                     | 2,95,02,040.00           | -                        |
| Dnb-2018   | -                        | 1,60,000.00              |
| DNB-2019   | 12,50,000.00             | 2,50,000.00              |
| DNB--2020  | 26,25,000.00             | 26,25,000.00             |
| Insurance Premium Receivable                     | 70,631.00                | -                        |
| Pentagon Flat_Tenant_Malik                       | 25,000.00                | -                        |
| Fee Receivable Written Off                       | -10,15,02,124.00         | -10,20,12,124.00         |
| <b>TOTAL</b>                                     | <b>14,03,07,477.32</b>   | <b>12,03,06,405.80</b>   |
| <b>SCHEDULE - K</b>                              |                          |                          |
| <b>ADVANCE TO SUPPLIERS</b>                      |                          |                          |



|  |              |              |
|--|--------------|--------------|
| Bbraun Medical Systems                     |              | 30,493.00    |
| Bio Pace Biomedical Solution               |              | 2,16,584.00  |
| Malabar Lab Solutin                        | 1,47,950.00  |              |
| Mecom Services                             | 4,000.00     |              |
| Mecom Services                             |              | 4,000.00     |
| Mecom Services                             |              | 675.00       |
| Power Zone (Sreejith)                      |              | 1,035.00     |
| Saroj Lab                                  | 1,035.00     |              |
| Saroj Lab                                  | 1,13,227.00  | 1,13,227.00  |
| Secumax                                    |              | 3,500.00     |
| Ace Motors Pvt Ltd                         |              | -            |
| Adv.Roy                                    | 28,307.00    | -            |
| Aluminium World                            |              | 28,307.00    |
| Aluminium World                            | 60,170.00    |              |
| B4U Air Condition                          |              | 132.00       |
| Bazooka Graphics                           | 1,601.00     | 1,601.00     |
| Bharati Electrical Appliances              | 33,500.00    | 33,500.00    |
| Bhavani Consultants                        | 2,00,000.00  |              |
| Bioclean Air Devices & Services            | 14,99,488.00 | -            |
| Biocoenosis Envirotech                     |              | -            |
| Bions Medical Systems Pvt Ltd              | 145000       |              |
| BPL Medical Technologies                   |              | 1,00,000.00  |
| C M Pradeep Architects                     | 3,71,088.00  |              |
| Codepro Systems                            |              | 24,000.00    |
| DPraxis Health Technologies                |              | -            |
| Deepak Distributors                        |              | -            |
| Endocare Technologies                      | 14,70,000.00 | 14,70,000.00 |
| Escon Elevators Pvt Ltd                    |              | -            |
| Excel Int-Ext Pvt.Ltd                      | 12,79,083.00 | 90,196.00    |
| Excelteam Project Solutions                |              | -            |
| Fobs Engineering                           | 30,13,426.00 | -            |
| Fresenius Medical Care                     | 4,90,000.00  | 4,90,000.00  |
| Grand Medical Systems                      |              | -            |
| Impresso                                   |              | -            |
| Inside Interior & Furniture & Sales Centre | 4,50,000.00  | 4,50,000.00  |
| Insta Health Solutions Pvt Ltd             |              | 8,749.00     |
| IPIX Solutions                             | 2,730.00     |              |
| Kerala drug distributors                   | 8,183.00     |              |
| K S Ramiah Chetty Brother                  |              | 18,000.00    |
| K V Surgical Instruments                   |              | 2,500.00     |
| K.T. Printers                              | 8,47,702.00  | -            |
| Kardia Medical Instrumentation             | 9,71,436.00  | 12,49,522.00 |
| Kone Elevator India Private Ltd            | 8,23,600.00  |              |
| Kurikkal & Ambiente                        |              | 2,250.00     |
| Livanova India Pvt.LTD                     | 541.00       |              |
| Manohar Plants Associates                  | 1,729.00     | 2,270.00     |
| Mangalassery Traders                       |              |              |



|   |                       |                     |
|---|-----------------------|---------------------|
| Marble Gallery                                | 3,12,756.00           | 3,12,756.00         |
| Medi Plus                                     | 3,98,674.00           |                     |
| MET Healthcare Pvt.Ltd                        | 45,720.00             |                     |
| Micro Health Laboratories                     |                       | 4,38,900.00         |
| Mix Graphics                                  |                       | -                   |
| Mohan Medicare                                | 134.00                | -                   |
| Netsagar                                      |                       | 40,000.00           |
| Olive Health Care and Surgicals               | 2,33,297.00           |                     |
| Pacific Consolidated Industries Gases Pvt Ltd | 30,46,400.00          |                     |
| Precious Solutions                            | 13,87,500.00          | 13,87,500.00        |
| Pushkaran.T                                   |                       | 795.00              |
| Resi Tech Electricals                         | 5,48,700.00           |                     |
| Roche Diagnostics India PVT.LTD               | 70,000.00             | 70,000.00           |
| Romwell Technologies                          | 43,550.00             |                     |
| Saaradhi Electrical Engineers                 | 596.00                | 596.00              |
| Serum Institute Life Science Pvt Ltd          | 3,15,000.00           |                     |
| Shyamprasad                                   | 4,000.00              |                     |
| Siemens Health Care Pvt Ltd                   | 22,00,000.00          |                     |
| Sky Line Builders                             | 10,00,000.00          |                     |
| Sreejith -Electrical Contractor ( Advance)    | 2,39,165.00           | 1,98,796.00         |
| Sri Gokulam Health Care , Ernakulam           | 4,00,000.00           |                     |
| Star Tin Works                                | 40,000.00             | -                   |
| Steel Galaxy                                  | 1,48,982.00           | 1,48,982.00         |
| Supernova Engineers Ltd                       | 27,34,650.00          |                     |
| Technoware ID Systems Pvt Ltd                 | 8,260.00              | -                   |
| TK Power Control                              | 94,400.00             | -                   |
| Udayada Silks &Materials                      |                       | 5,08,531.00         |
| Universal Agencies                            | 1,51,441.00           | -                   |
| V & V Travel Solutions                        | 890.00                |                     |
| Voxbay Solutions Pvt Ltd                      |                       | 15,000.00           |
| Western Hospital                              |                       | 12,500.00           |
| <b>TOTAL</b>                                  | <b>2,53,87,911.00</b> | <b>74,74,897.00</b> |

**SCHEDULE - L**

**DEPOSITS**

|                                   |                |                |
|-----------------------------------|----------------|----------------|
| Dhananjayan Unnithan _Flat        | 9,90,000.00    | -              |
| Electricity Deposit               | 36,54,905.00   | 33,97,410.00   |
| Fixed Deposits                    | 3,02,221.80    | 3,02,221.80    |
| Gas Deposits                      | 6,100.00       | 6,100.00       |
| Other Deposits                    | 2,000.00       | 2,000.00       |
| Purchase Advance                  | 23,630.00      | 8,000.00       |
| Refundable Security Deposit- KUHS | 1,57,38,200.00 | 1,42,49,700.00 |
| Rent Advance                      | 8,86,500.00    | 1,96,500.00    |
| Security Deposits                 | 50,000.00      | 50,000.00      |
| Salary Advance                    | 12,154.00      | 98,404.00      |
| Sales Tax Deposits                | 50,000.00      | 50,000.00      |



|                                     |                       |                       |
|-------------------------------------|-----------------------|-----------------------|
| Telephone Deposit                   | 1,18,621.00           | 1,18,621.00           |
| Water Deposit                       | 1,00,000.00           | 1,00,000.00           |
| Security Deposit -Pentagon Builders | 8,11,391.00           | 8,11,391.00           |
| Refundable Security Deposit-AICTE   | 12,00,000.00          | 12,00,000.00          |
| Security Deposit- KSRTC             | -                     | 1,00,000.00           |
| <b>TOTAL</b>                        | <b>2,39,45,722.80</b> | <b>2,06,90,347.80</b> |

**SCHEDULE - M**

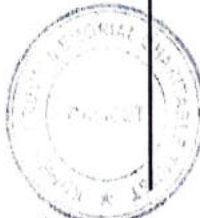
**OTHER ADVANCES**

|                                       |                        |                       |
|---------------------------------------|------------------------|-----------------------|
| Accrued Interest                      | 1,14,417.00            | 4,07,482.00           |
| Hussain Koya V                        | 2,00,000.00            |                       |
| Income Tax Advance                    | 3,94,03,340.00         | 3,93,76,240.00        |
| Interest Accrued on Sales Tax Deposit | 10,016.00              | -                     |
| M/s.BPCL-E CMS                        | 4,46,615.35            | 1,00,000.00           |
| Miscellaneous Advance                 | 5,67,256.00            | 28,792.00             |
| Profession Tax                        | 7,67,039.00            | -                     |
| Purchase Advance                      | 5,58,053.00            | 5,97,564.00           |
| Rent Advance                          | 22,55,000.00           | 20,05,000.00          |
| Salary Advance                        | 1,30,000.00            | 2,500.00              |
| T K KUnhahammed                       | 1,68,000.00            | 1,68,000.00           |
| Receivables from pmk                  | 1,88,651.00            |                       |
| Salary Advance                        | 1,37,205.00            |                       |
| TCS Receivable                        |                        | 91,615.17             |
| TDS Payable                           | -27,52,035.00          | 23,27,780.00          |
| TDS Receivable                        | 8,54,71,728.00         | 5,36,36,820.50        |
| TDS Receivable - Interest             | 1,52,150.00            | 1,52,150.00           |
| <b>TOTAL</b>                          | <b>12,78,17,435.35</b> | <b>9,88,93,943.67</b> |

**SCHEDULE - N**


**SUNDRY DEBTORS**

|  |                |                |
|--|----------------|----------------|
| Accrued Income                                     |                | 2,58,805.00    |
| Ansari Asst.Manager(KMCT H.O)                      | 250.00         | 250.00         |
| CGHS   | 24,77,745.00   |                |
| Dr.Sandeep Mohanan                                 | 3,720.00       |                |
| Dr.V.K.Chellamma Staff KMCT W&C Hospit Gynecologis | 3,000.00       | 3,000.00       |
| ECHS   | 20,84,179.00   | 40,71,908.00   |
| EMC Hospital                                       | 7,530.00       |                |
| ESI  | 1,49,11,001.00 | 2,21,36,978.00 |
| Jassim(Asst.Administrator)                         | 11,100.00      | 11,100.00      |
| Karunya  | 3,99,750.00    | 3,99,750.00    |
| KASP Receivable,                                   | 1,41,63,100.00 | 4,05,97,580.00 |
| KMCT College of Allied Health Science              | 3,440.00       |                |
| KMCT College of Nursing                            |                | 4,325.00       |
| Kmct dental college                                |                | 1,83,102.00    |
| KMCT Medical College Molecular Lab                 | 4,04,700.00    |                |
| Leads Health Care Wayanad                          | 15,690.00      |                |



KMCT Medical College  
Manassapuram  
Kozhikode

|  |                |                |
|--|----------------|----------------|
| Leelamma C/O Aleena's Mother(PRO Cardiology)       | 25,000.00      | 25,000.00      |
| Madhyamam  |                | 3,791.00       |
| Master.Adhithyan,C/o Bindhu H.O Staff              | 1,000.00       |                |
| Max Bupa   | 42,488.00      | 50,225.00      |
| Mr.Binshad C/o Mr.Ramees P.M                       | 2,400.00       |                |
| Mr.Dinesh Babu C/o.Dr.Santhosh                     | 6,500.00       | 6,500.00       |
| Mr.Muhammed Musthafa,Reg/IP-2022198625             | 5,950.00       |                |
| Mr.Muhammed Najeed C/o Zuhara Usman                | 1,60,000.00    | 1,60,000.00    |
| Mr.Sandeep,Principal(NHIHS & AHS)                  | 1,000.00       |                |
| Mr.Sasidharan,Reg/IP-351966/2022218584             | 11,680.00      |                |
| Mrs.Devaki/ C/o Mr.Bhaskeran Accounts Dept         |                | 15,000.00      |
| Mrs.FathimaKK-300474/2020117758                    | 4,360.00       | 4,360.00       |
| Mrs.Geetha C/o Dr.Sandeep Mohan                    | 7,150.00       |                |
| Mrs.Jahana,C/o Nadheer KMCT                        | 370.00         |                |
| Mrs.Jeeja C/o Dr.K.M.Navas Sir(Mg.Trustee)         | 4,000.00       | 4,000.00       |
| Mrs.Nirmala ,Santhosh Oldage Home Kannur,C/o Navee | 150.00         | 150.00         |
| Mrs.Sulochana C/o Manu Sir                         | 2,000.00       | 2,000.00       |
| Mrs.Usha Devi(KNC Staff)C/o.Ansari Sir             | 1,000.00       |                |
| Muhammed Assim Velimanna(Diffrently Abled)         | 1,000.00       | 1,000.00       |
| Muhammed(H.O Staff)                                | 8,000.00       | 8,000.00       |
| National Hospital                                  | 41,78,225.00   | 29,00,690.00   |
| NC Hospital  | 340.00         |                |
| NIT  | 1,53,564.00    | 2,42,082.00    |
| Paramount Health Services                          | 49,933.00      |                |
| Pathumma,290995/54139                              | 35,000.00      | 35,000.00      |
| Pharma College                                     |                | 9,061.00       |
| profession tax payble                              |                | 2,160.00       |
| QR Code -Union BANK                                | 70,634.00      |                |
| Raksha TPA   |                | 2,41,919.00    |
| Ravi,C/o Sooraj H.O Staff                          | 25,480.00      | 25,480.00      |
| Receivables  | 1,69,737.39    | 2,75,971.39    |
| Reliance Receivabls(2017-18)                       |                | 1,47,13,763.00 |
| Reliance Claim Receivabls                          |                | 95,00,716.00   |
| Reliance Recevables (2018-19)                      | 45,08,748.00   | 45,08,748.00   |
| RSBY Claim Receivable                              |                | 73,13,345.50   |
| Sankaran Master C/o Mr.Sandeep                     | 42,000.00      | 42,000.00      |
| SHA Receivables                                    | 8,29,66,046.00 | 6,19,25,091.00 |
| Shanthy Hospital                                   |                | 63,700.00      |
| Snehasparsam                                       |                | 9,000.00       |
| St Joseph Hospital                                 | 2,680.00       |                |
| Star Health Insurance                              | 4,71,579.00    | 3,52,305.00    |
| Suhaib C/o Dr.K.Moidu(Mg.Trustee)                  | 1,000.00       | 1,000.00       |
| Suresh Babu C/o Mr.Praji Driver                    | 5,000.00       | 5,000.00       |
| Swiping Collection                                 | 6,695.00       | 7,067.12       |
| Swiping Machine -Andhra                            | 65,982.00      | 41,856.76      |
| Urban Health Centre                                | -              | 43,945.00      |



Venugopala Menon, Purchase Manager, KMCT H.O  
Vidal Health

**TOTAL**

|                        |                        |
|------------------------|------------------------|
| 9,150.00               | 9,150.00               |
| 15,480.00              | 58,114.00              |
| <b>12,75,46,526.39</b> | <b>17,02,73,988.77</b> |

**SCHEDULE - O**

**FIXED DEPOSITS**

|  |                |                |
|--|----------------|----------------|
| FD-Union Bank of India A/c No.009720001000229          | 15,00,000.00   | 15,00,000.00   |
| FD-Union Bank of India A/c No.009720001000237          | 15,00,000.00   | 15,00,000.00   |
| FD-Union Bank of India A/c No.009720001000238          | 28,00,000.00   | 28,00,000.00   |
| FD Union Bank of India A/c No.009720100050011          | 1,00,000.00    | 1,00,000.00    |
| FD-Union Bank of India A/c NO.009720100051524          | 25,000.00      | 25,000.00      |
| FD -Union Bank of India A /c No. 009720100052091       | 25,000.00      | 25,000.00      |
| FD-Union Bank of India A/c No.009720100056802          | 5,00,000.00    | 5,00,000.00    |
| FD Union Bank of India A/c No. 009720100058165         | 50,000.00      | 50,000.00      |
| FD Union Bank of India A/c No. 009720100058174         | 50,000.00      | 50,000.00      |
| FD Union Bank of India A/c No. 009720100058183         | 50,000.00      | 50,000.00      |
| FD Union Bank of India A/c No 009720100104145          | 55,500.00      | 55,500.00      |
| FD-Union Bank of India A/c No.9720100001583            | 5,00,000.00    | 5,00,000.00    |
| FD-Union Bank of India A/c No.9720100001592            | 5,00,000.00    | 5,00,000.00    |
| FD-Union Bank of India A/c No.9720100001608            | 3,00,000.00    | 3,00,000.00    |
| FD-Union Bank of India A/c No.9720100001617            | 3,00,000.00    | 3,00,000.00    |
| FD-Union Bank of India A/c No.9720100024168            | 2,57,495.00    | 2,57,495.00    |
| Fixed Deposit-Union Bank of India FD No. 0097201000727 | 13,15,254.00   | 13,15,254.00   |
| Fixed Deposit- PNB A/c No.425800DI00000239             |                | 2,78,07,383.00 |
| Fixed Deposit PNB A/c No. 425800DP00016532             |                |                |
| Fixed Deposit PNB A/c No.425800PU00000707              |                | 1,83,73,971.00 |
| Fixed Deposits-PNB A/c No. 425800PU00000415            |                | 3,25,86,878.00 |
| Fixed Deposits-PNB-A/c No. 425800PU00000424            |                | -              |
| Fixed Deposit PNB A/c No 425800DP00018433              |                | 10,59,184.00   |
| Fixed Deposit PNB A/c No.425800DP00018442/18655        |                | 1,05,70,613.00 |
| Fixed Deposit PNB A/c No. 425800D100000433             |                | -              |
| Fixed Deposits-PNB A/c No. 425800PU00000433            |                | 3,25,86,879.00 |
| Fixed Deposit PNB A/c No.425800PU00001449              | 1,10,14,437.00 | 1,05,08,344.00 |
| Fixed Deposit PNB A/c No.425800PU00001722              |                | 1,02,65,678.00 |
| Fixed Deposit PNB A/c No.425800PU00001740              |                | 1,02,65,677.00 |
| Fixed Deposit-PNB A/c NO.425800DP00018822              | 5,00,000.00    | 5,00,000.00    |
| Fixed Deposit PNB A/c No.425800PU00001865              |                | 51,06,577.00   |
| Fixed Deposit PNB A/c No.425800PU00001892              |                | 50,99,379.00   |
| Fixed Deposit Pnb A/C No. 425800PU00001926             |                | 2,03,00,589.00 |
| Fixed Deposit PNB A/c No. 425800PU00001935             |                | 2,02,97,971.00 |
| Fixed Deposit PNB A/c No. 425800PU00001944             |                | 2,02,95,456.00 |
| Fixed Deposit PNB A/c No. 425800PU00001953             |                | 2,02,84,987.00 |
| Fixed Deposit PNB A/CNo.425800PU00002022               |                | 1,51,74,557.00 |
| Fixed Deposit PNB A/c No. 425800PU000003270            | 8,59,717.00    |                |
| Fixed Deposit-PNB A/c No. 425800PU00003049             | 1,01,937.00    |                |
| Fixed Deposit PNB A/c No 425800PU00003304              | 1,01,016.00    |                |

*Handwritten signature*  
Principal  
KMCT Medical College  
Manassery P.O.  
Kozhikode





|  |                        |                        |
|--|------------------------|------------------------|
| Fixed Deposit PNB A/c NO. 425800PU00002138 | 10,565.00              | 10,087.00              |
| Fixed Deposait-UBI A/c No.210113030000013  | 3,15,534.00            |                        |
| Fixed Deposit SBI Account No. 40348043688  | 5,00,000.00            |                        |
| Fixed Deposit -IOB A/c No. 004104000002952 | 8,00,00,000.00         |                        |
| Fixed Deposit IOB A/c No. 004104000003122  | 1,99,00,000.00         |                        |
| Fixed Deposit IOB A/c No. 004104000003123  | 1,99,00,000.00         |                        |
| Fixed Deposit IOB A/c No. 004104000003124  | 50,00,000.00           |                        |
| Fixed Deposit IOB A/c No. 004104000003127  | 85,00,000.00           |                        |
| Fixed Deposit UBI A/c No.210113030000011   |                        | 1,00,07,833.00         |
| <b>TOTAL</b>                               | <b>15,65,31,455.00</b> | <b>28,09,30,292.00</b> |

**SCHEDULE - P**

**BANK ACCOUNTS**

|   |              |              |
|---|--------------|--------------|
| Federal Bank A/c No 10900200006350                  | 283.00       | 283.00       |
| HDFC Bank, Nadakkave A/c.No.067182600000020         | 2,072.28     | 2,072.28     |
| Indian Overseas Bank- 2936 Pharmacy                 | 6,916.22     | 6,916.22     |
| Indian Overseas Bank- 2937 Hospital                 | 5,44,697.66  | 44,92,114.80 |
| Indian Overseas Bank A/c NO.0041020000002730        | 1,29,163.06  | 4,922.86     |
| Indian Overseas Bank A/c NO.0041020000003078        | 1,20,947.10  | 1,20,947.10  |
| Indian Overseas Bank A/c No.00410200002952          | 1,95,953.07  |              |
| Panjab National Bank A/c.No.2100093750              | 1,07,994.48  | 12,47,962.63 |
| PNB A/c No:95794                                    | 856.87       | 856.87       |
| PNB Over Draft A/c No.4258009300251290              | 10,47,580.06 |              |
| PNB-Escrow A/C No.4258002100093875                  | 10,20,378.08 | 11,13,454.58 |
| Punjab National Bank A/c No 4258002100093112        | 3,06,504.03  | 2,74,615.17  |
| Punjab National Bank A/c No 4258009300251096        |              | 3,814.25     |
| Punjab National Bank A/c No.4258002100092812        | 3,96,690.58  | 96,676.33    |
| Punjab National Bank A/c No.4258002100095785        | 7,43,013.48  | 4,45,371.51  |
| Punjab National Bank A/c No:4258002100096757        |              | -            |
| Punjab National Bank CA/c No.4257002100024478       |              | -            |
| Punjab National Bank SB A/c No.4258000105057342     | 19,722.62    | 18,223.72    |
| South Indian Bank A/c.No.0621073000000076           |              | 9,764.22     |
| State Bank Of India A/c No.30854937797              | 87,368.32    | 7,840.62     |
| State Bank of India Hospital A/C NO.67211661931     | 1,861.40     | 1,861.40     |
| State Bank of India OD A/c No. 40351686783          | 16,27,164.82 |              |
| State Bank of Travancore A/c NO, 00000067182733180  |              | 25,22,883.82 |
| Union Bank of India A/c No.210111100000016 - KMCT M | 15,53,983.16 | 22,48,690.70 |
| Union Bank of India A/c No.210111100000043 - KMCT M | 34,06,633.86 | 21,75,780.61 |
| Union Bank of India C A/c No.009731100000007        | 2,75,268.11  |              |
| Union Bank of India OD A/c No.210131100000016       | 2,37,701.83  |              |
| Union Bank of India A/c No.009711011001044          |              | 230.19       |
| Union Bank of India A/c No.009711100000636          | 11,105.20    | 10,899.95    |
| Union Bank of India A/c No.009731100000007          |              | 1,98,856.75  |
| Union Bank of India A/c No.210111100000070          |              | 21,45,096.32 |
| Union Bank of India A/c No.210111100000089          | 3,88,870.42  | 53,535.08    |
| Union Bank of India A/c No.210111100000098          | 43,045.81    | 38,290.58    |

|   |                       |                       |
|---|-----------------------|-----------------------|
| Union Bank of India A/c No. 210111100000371         | 5,05,079.79           | 71,961.91             |
| Union Bank of India KMCT W&C Pharmacy A/c-335       | 2,21,730.18           | 54,922.48             |
| Union Bank of India KMCT W&C Hospital A/c-326       | 2,18,611.50           | 24,342.80             |
| Union Bank of India Savings A/c No. 210110100062131 |                       | 1,08,130.00           |
| <b>TOTAL</b>  | <b>1,32,21,196.99</b> | <b>1,75,01,318.75</b> |



*[Handwritten signature]*

Principal  
KMCT Medical College  
Manassery P.O.  
Kozhikode

# KMCT MEDICAL COLLEGE & HOSPITAL

A unit of Kunhitharuvai Memorial Charitable Trust

Manassery P.O, Mukkom, Kozhikode -673 602

DETAILS OF SCHEDULES TO PROFIT & LOSS ACCOUNT FOR THE YEAR ENDED 31.03.2022

| PARTICULARS                              | For the year ended<br>31-03-2022 |                        | For the year ended<br>31-03-2021 |                        |
|--|----------------------------------|------------------------|----------------------------------|------------------------|
|  | Rs                               | Ps                     | Rs                               | Ps                     |
| <b>SCHEDULE Q</b>                        |                                  |                        |                                  |                        |
| <b>TUITION FEE</b>                       |                                  |                        |                                  |                        |
| Accommodation Charges                    |                                  | 6,20,000.00            |                                  | 9,70,000.00            |
| Additional Tuition Fee                   |                                  | 27,500.00              |                                  | 3,64,651.00            |
| Annual Appraisal Fees                    |                                  | 4,65,000.00            |                                  | 7,60,000.00            |
| Library Fee                              |                                  | 1,50,000.00            |                                  | 3,15,000.00            |
| Library Fees                             |                                  | 3,15,000.00            |                                  | 4,45,000.00            |
| Miscellaneous Fee                        |                                  | 12,050.00              |                                  | 1,95,840.00            |
| Special Fee                              |                                  | 4,31,11,886.00         |                                  | 5,09,26,528.00         |
| Tuition Fees                             |                                  | 69,59,58,925.00        |                                  | 56,45,70,445.00        |
| <b>TOTAL</b>                             |                                  | <b>74,06,60,361.00</b> |                                  | <b>61,85,47,464.00</b> |
| <b>SCHEDULE R</b>                        |                                  |                        |                                  |                        |
| <b>OTHER INCOME</b>                      |                                  |                        |                                  |                        |
| Bond Breaking Fee                        |                                  | 6,00,000.00            |                                  | 20,10,000.00           |
| Bus Fare Collection                      |                                  | 2,64,780.00            |                                  | 1,46,488.00            |
| Discount                                 |                                  | 12,11,865.33           |                                  | 36,190.62              |
| Examination Fee                          |                                  | 62,110.00              |                                  | 3,90,741.00            |
| Eye gear Optics India                    |                                  | 98,890.00              |                                  | 85,201.00              |
| Fee for NOC HS                           |                                  | 3,50,000.00            |                                  | -                      |
| Hostel Fees                              |                                  | 5,65,59,278.00         |                                  | 4,16,60,169.00         |
| Hostel Rent Received From House Surgeons |                                  | 26,07,290.00           |                                  | 13,93,664.00           |
| House Rent Allowance                     |                                  | 1,69,600.00            |                                  | 72,141.00              |
| IEC Approval Fee                         |                                  | 15,000.00              |                                  |                        |
| Interest Received                        |                                  | 61,78,959.00           |                                  | 94,28,129.00           |
| Late Fee                                 |                                  | 20,15,078.00           |                                  | 3,57,507.00            |
| Miscellaneous Income                     |                                  | 8,55,420.76            |                                  | 5,15,708.34            |
| Other Income                             |                                  | 3,14,173.39            |                                  | 1,05,658.00            |
| P G Dissertation Fee                     |                                  |                        |                                  | 11,310.00              |
| Profit on sale of asset                  |                                  |                        |                                  | 3,84,892.00            |
| Rent                                     |                                  | 81,19,061.00           |                                  | 84,53,341.00           |
| Scrap sales                              |                                  | 1,07,765.00            |                                  |                        |
| Transcript Fee                           |                                  | 20,000.00              |                                  |                        |
| Telephone Charges                        |                                  |                        |                                  | 246.00                 |
| Vaccination Fee                          |                                  |                        |                                  | 1,450.00               |
| <b>TOTAL</b>                             |                                  | <b>7,95,49,270.48</b>  |                                  | <b>6,50,52,835.96</b>  |



Principal  
KMCT Medical College  
Manassery P.O.  
Kozhikode

**SCHEDULE S****SALE OF MEDICINE**

|                          |                        |                        |
|--------------------------|------------------------|------------------------|
| Sale of Medicines        | 11,56,41,398.00        | 9,63,23,162.00         |
| Sale of Medicines(Neuro) | 1,07,86,038.00         | 1,01,33,700.00         |
| Sale of Medicines IP     | 2,80,23,259.00         | 74,42,804.00           |
|                          | <b>15,44,50,695.00</b> | <b>11,38,99,666.00</b> |
| Less: Returns            | 34,46,722.00           | 26,95,279.00           |
| <b>TOTAL</b>             | <b>15,10,03,973.00</b> | <b>11,12,04,387.00</b> |

**SCHEDULE T****HOSPITAL AND CLINIC RECEIPTS**

|                                  |                 |                 |
|----------------------------------|-----------------|-----------------|
| Consultation Fee                 |                 | 3,25,530.00     |
| Cross Consultation Fee           |                 | 28,655.00       |
| Income From Dermatology          | 580.00          | 1,01,860.00     |
| Income From Audiology            |                 | 2,800.00        |
| Income From Birth & Death        |                 | 20,780.00       |
| Income From Cardiology           | 4,69,01,271.39  | 5,75,81,156.20  |
| Income From Casualty             | 38,13,22,675.00 | 15,80,35,627.00 |
| Income From Covid Vaccination    | 31,86,370.00    | -               |
| Income From CVTS                 | 93,46,500.00    | 2,02,58,520.00  |
| Income From ECG                  |                 | 1,03,180.00     |
| Income From Emergency Medicine   |                 | 11,41,760.00    |
| Income From ENT                  |                 | 5,93,020.00     |
| Income From Gastro Entrology     |                 | 6,450.00        |
| Income From General Medicines    |                 | 13,832.00       |
| Income From General Surgery      |                 | 26,74,568.00    |
| Income From Gynecology           | 2,63,87,293.00  | 3,47,12,176.00  |
| Income From Lab                  |                 | 23,12,360.00    |
| Income From Laboratory           | 10,70,184.00    | 1,37,30,789.00  |
| Income From MICU                 |                 | 11,15,000.00    |
| Income From Nephrology           | 22,500.00       | 51,62,732.00    |
| Income From NICU                 |                 | 4,86,300.00     |
| Income From Nurology             | 21,74,680.00    | 92,71,708.00    |
| Income From Ophthalmology Ward   |                 | 300.00          |
| Income From Orthopaedics         | 7,21,599.00     | 29,11,203.00    |
| Income From Oxygen & Consumables |                 | 3,14,300.00     |
| Income From Paediatric           |                 | 2,13,345.00     |
| Income From Physio Therapy       |                 | 2,01,598.00     |
| Income From PICU                 |                 | 34,500.00       |
| Income From Psychiatry           |                 | 38,300.00       |
| Income From Pulmonary Medicine   |                 | 12,500.00       |
| Income From Radiology            |                 | 88,50,446.00    |
| Income From Registration Fee     |                 | 2,77,230.00     |
| Income From SICU                 |                 | 7,84,115.00     |
| Income From Urology              |                 | 71,88,348.00    |



Principal  
KMCT Medical College  
Manassery P.O.  
Kozhikode

|                         |                        |                        |
|-------------------------|------------------------|------------------------|
| Income From USG         | 22,000.00              | 7,65,892.00            |
| Income From Ventilators |                        | 37,000.00              |
| Registration Fee        |                        | 38,87,360.00           |
| Registration Fee CVTS   |                        | 47,000.00              |
| <b>TOTAL</b>            | <b>47,11,55,652.39</b> | <b>33,32,42,240.20</b> |

**SCHEDULE U**


**ADMINISTRATIVE EXPENSES**

|                                      |                 |                 |
|--------------------------------------|-----------------|-----------------|
| Advertisement                        | 23,53,263.00    | 17,88,595.00    |
| AMC Charges                          | 48,97,498.14    | 31,99,256.00    |
| Application & Registration Fee       |                 | 66,080.00       |
| Arogyasree                           |                 | 364.00          |
| Audit Fee                            | 8,02,500.00     | 15,93,508.00    |
| Bio Meddical Waste                   | 15,44,625.00    | 15,26,598.00    |
| Carriage Inward / Outward            | 4,75,000.00     | 24,435.00       |
| Cleaning Expenses                    | 28,16,950.00    | 11,85,975.00    |
| Commission Paid                      |                 | 40,000.00       |
| Computer Maintanance                 | 8,10,989.00     | 3,96,318.00     |
| Consultancy Charges                  | 2,29,36,643.00  | 1,66,24,772.00  |
| Consumable Electrical & Electronics  | 1,99,319.00     | 34,418.00       |
| Discount Allowed                     | 1,12,854.00     | -               |
| Donation & Charity                   | 7,15,000.00     | 86,000.00       |
| Electricity Charges                  | 12,98,381.00    | 3,91,394.19     |
| Examination Expenses                 | 6,05,344.00     | 2,85,638.00     |
| Fee Concession                       |                 | 33,15,807.00    |
| Fee Receivable Written off           |                 | 10,20,12,124.00 |
| Food and Accomodation                | 2,29,49,510.00  | 46,66,323.00    |
| Frieght And Transportation           | 2,03,727.00     | 58,595.00       |
| Fuel for Vehicle                     | 17,41,739.00    | 10,17,462.00    |
| Gardening Expenses                   | 23,270.00       | -               |
| Generator Maintance                  |                 | -               |
| GST Paid                             | 66,292.00       | 16,88,754.00    |
| Humsafar                             |                 | 2,027.00        |
| Income Tax Filing Charges & Interest |                 | -               |
| Insurance General                    | 10,18,81,733.50 |                 |
| Insuarance - Building                |                 | 1,461.00        |
| Insurance - Vehicle                  | 48,324.00       | 81,454.00       |
| Insurance Premium                    | 10,71,455.00    | 6,38,131.00     |
| Internal Audit Fee                   | 8,49,600.00     | 5,66,400.00     |
| Journals & Periodicals               | 11,875.00       | 5,980.00        |
| KASP Expenses                        |                 | 1,97,92,784.50  |
| KSRTC Collection Expence             | 5,45,483.00     |                 |
| Legal Expenses                       | 18,43,678.00    | 10,32,500.00    |
| Local Conveyance                     | 12,59,603.00    | 10,18,708.00    |
| Loss on Sale of Car                  |                 | 5,05,211.00     |
| Loss on Sale of Fixed Assets         |                 | 9,892.00        |



KMCT Medical College  
Manjeri P.O.  
Kozhikode

|  |                        |                        |
|--|------------------------|------------------------|
| Miscellaneous Expenses                     | 40,31,711.80           | 29,38,030.00           |
| Office Maintenance                         | 4,81,089.00            | 21,990.00              |
| Other Insurance Vidal                      | 53,748.00              | 2,250.00               |
| Other Insurance-ECHS                       | 2,11,295.00            | 1,12,044.00            |
| Other Insurance-ESI                        | 1,16,67,031.00         | 57,53,774.00           |
| Other Insurance-NIT                        | 14,841.00              | 2,02,052.00            |
| Other Insurance Maxbupa                    | 5,677.00               |                        |
| Other Insurance Paramount Health Insurance | 754.00                 |                        |
| Other Insurance-star                       | 3,01,146.00            | 2,51,403.00            |
| Other Insurance CGHS                       | 310.00                 | -                      |
| Other Rents Paid                           | 20,497.00              |                        |
| Patient Welfare                            | 3,76,155.00            | 1,08,952.00            |
| Postage And Telegram                       | 28,146.00              | 21,008.00              |
| Power & Electricity                        | 2,22,68,238.00         | 1,99,39,030.00         |
| Power Generation                           | 22,85,165.77           | 18,76,910.00           |
| Printing And Stationery                    | 63,97,993.00           | 45,63,843.00           |
| Professional Charges                       | 62,26,773.00           | 32,83,765.00           |
| Refreshment                                | 9,91,086.00            | 6,40,550.00            |
| Registration & Application Fee             | 11,800.00              | -                      |
| Rent,Rates and Taxes                       | 6,52,24,106.88         | 4,74,50,103.00         |
| Repairs & Maintanance of Vehicle           | 9,27,582.00            | 6,75,144.00            |
| Repairs & Maintanance Others               | 28,33,778.00           | 21,81,305.00           |
| Repairs And Maintenance                    | 1,49,80,025.00         | 1,05,22,245.92         |
| Repairs to Building                        | 74,34,158.00           | 25,67,762.00           |
| Repairs to Electrical Installation         | 16,39,235.00           | 5,06,695.00            |
| Repairs to Furniture                       | 1,21,675.00            | 1,29,800.00            |
| Repairs to Medical Equipments              | 25,90,651.00           | 4,52,786.00            |
| Repairs to Office Equipment                | 3,30,461.00            | 3,68,971.00            |
| Repairs to Plant & Machinery               | 79,21,600.00           | 79,61,164.00           |
| RSBY Loss                                  |                        | 50,22,933.00           |
| Security Charges                           | 4,30,700.00            | 4,56,660.00            |
| Sevena                                     |                        | 281.00                 |
| Sreyas                                     |                        | 1,104.00               |
| Students Fund                              |                        | -                      |
| Subscription                               | 56,12,348.00           | 99,18,937.00           |
| Swanthanam                                 |                        | 774.00                 |
| Taxes & Licenses                           | 3,42,802.50            | 19,674.00              |
| TDS late payment fee                       | 1,42,659.88            | 1,82,525.00            |
| Telephone Charges                          | 21,04,390.00           | 27,18,920.00           |
| Travelling Expenses                        | 31,36,946.00           | 16,65,927.00           |
| Treatment Charity to Patients              |                        | -                      |
| Vehicle Maintanance                        | 56,37,073.00           | 34,75,831.00           |
| Water Charges                              | 74,800.00              | 31,000.00              |
| <b>TOTAL</b>                               | <b>34,89,23,103.47</b> | <b>29,96,83,107.61</b> |



**SCHEDULE V****EDUCATION MATERIAL EXPENSE**

|                              |                       |                       |
|------------------------------|-----------------------|-----------------------|
| Cost of Medicine Sold        | -                     | 5,35,83,900.09        |
| Laboratory Expenses          | 11,38,764.00          | 10,64,783.00          |
| Registration And Application | 71,11,114.20          | 84,59,975.00          |
| Students Fund                | -                     | 30,000.00             |
| Uniform Expenses             | 32,48,764.00          | 5,46,162.00           |
| <b>TOTAL</b>                 | <b>1,14,98,642.20</b> | <b>6,36,84,820.09</b> |

**SCHEDULE W****FINANCE CHARGE**

|                                  |                     |                     |
|----------------------------------|---------------------|---------------------|
| Interest and Bank Charges        | 6,26,316.15         | 4,32,862.67         |
| Interest on Term Loan            | -                   | 4,09,993.00         |
| Interest on Vehicle Loan         | 54,465.00           | 70,624.00           |
| Interest on Working Capital Loan | 36,94,408.95        | 86,89,710.20        |
| Bank Guarantee Commission        | 8,12,264.20         | 3,86,084.00         |
| <b>TOTAL</b>                     | <b>51,87,454.30</b> | <b>99,89,273.87</b> |

**SCHEDULE X****MEDICINE EXPENSES**

|                                     |                        |                        |
|-------------------------------------|------------------------|------------------------|
| CME Others                          | 8,850.00               | -                      |
| Consumable Biomedical               | 7,97,879.00            | 5,06,667.00            |
| Consumable Electrical & Electronics | 5,01,625.00            | 3,42,944.00            |
| Consumable Medical                  | 3,46,69,046.71         | 3,15,83,132.19         |
| Consumable Others                   | 77,95,741.77           | 89,77,158.00           |
| Consumables - Radiology             | 30,65,384.00           | 18,82,334.00           |
| Cost of Medicine Sold               | 8,32,57,254.00         | 79,33,818.00           |
| Lab Expense                         | 16,79,852.00           | 13,31,576.00           |
| Lab Expenses Others                 | 20,11,468.00           | 598.00                 |
| Lab Expenses Reagent                | 1,85,36,934.00         | 1,67,66,299.00         |
| Medical Camp Expenses               | 9,36,414.00            | 3,60,620.00            |
| Medicine Consumed                   | 4,12,19,406.58         | 2,69,12,085.70         |
| Oxygen Consumption                  | 1,22,25,662.00         | 57,35,093.00           |
| <b>TOTAL</b>                        | <b>20,67,05,517.06</b> | <b>10,23,32,321.89</b> |

**SCHEDULE Y****STAFF EXPENSE**

|   |                |                |
|---|----------------|----------------|
| Administration expense-                             | 4,570.00       | 6,197.00       |
| Allowances to Casual Workers                        | 19,217.00      | 3,03,359.00    |
| Consultancy charge                                  | 2,43,12,316.00 | 2,26,01,017.00 |
| Employers Contribution to ESI                       | 31,40,639.00   | 28,52,619.00   |
| Employer's Contribution to PF                       | 52,11,958.00   | 48,78,234.00   |
| Employer's Contribution Towards Workers Welfarefund | 7,560.00       | 7,680.00       |
| ESI Penalty   |                | 31,597.00      |
| Gratuity  |                | 1,11,35,273.00 |
| Honorarium  | 2,11,900.00    | 1,88,000.00    |
| HRA Allowance                                       |                | 1,77,899.00    |
| IEDC Programme                                      | 7,649.00       |                |



|   |                        |                        |
|---|------------------------|------------------------|
| Interest Payable on PF Refund             |                        | 1,88,783.00            |
| Linked Insurance                          |                        | -                      |
| PF Administration Charge                  | 4,65,659.00            | 3,37,958.00            |
| Provident Fund Penalty Paid               |                        | 11,642.00              |
| Salary & Wages                            | 51,79,21,179.00        | 26,45,78,592.00        |
| Salary and Allowances to docots and staff |                        | 9,44,65,110.00         |
| Salary-Emergency Doctors                  | 1,53,76,774.00         | 1,51,20,000.00         |
| Staff Welfare Fund                        | 38,662.00              | 22,364.00              |
| Stipend to Housesurgeons                  | 1,51,47,092.00         | 91,53,434.00           |
| Uniform Expense                           | 5,02,417.00            | 2,11,630.00            |
| Workers Welfare Fund                      | 970.00                 |                        |
| Wages                                     | 31,52,871.00           | 10,44,564.00           |
| <b>TOTAL</b>                              | <b>58,55,21,433.00</b> | <b>42,73,15,952.00</b> |



*[Handwritten signature]*

Principal  
KMCT Medical College  
Manassery P.O.  
Kozhikode



**KMCT MEDICAL COLLEGE & HOSPITAL**  
**A unit of Kunhitharuvai Memorial Charitable Trust**  
 MANASSERY P.O. MUKKOM, CALICUT - 673 602

Fixed Asset Schedule for the year ended 31st March 2022

**SCHEDULE I**

| Assets                       | WDV as on<br>01.04.2021 | Addition             |                     | Deletion           | Total               | Depreciation |                       | WDV as on<br>31.03.2022 |
|------------------------------|-------------------------|----------------------|---------------------|--------------------|---------------------|--------------|-----------------------|-------------------------|
|                              |                         | Before<br>30.09.2021 | After<br>30.09.2021 |                    |                     | Rate         | Amount                |                         |
| Land and Land Development    | 4,74,61,176             | 11,30,115            | 18,17,086           |                    | 5,04,08,377         | 0%           | -                     | 5,04,08,377             |
| Building                     | 22,94,61,872            | 1,16,62,024          | 14,87,47,727        |                    | 38,98,71,623        | 10%          | 3,15,49,776.00        | 35,83,21,847            |
| Furniture & Fittings         | 5,34,69,635             | 66,96,097            | 86,44,817           |                    | 6,88,10,549         | 10%          | 64,48,814.00          | 6,23,61,735             |
| Computer & Accessories       | 67,91,576               | 10,26,228            | 43,62,985           |                    | 1,21,80,789         | 40%          | 39,99,718.00          | 81,81,071               |
| Plant & Machinery            | 14,84,65,429            | 53,11,823            | 3,89,42,878         | 5,00,000           | 19,22,20,130        | 15%          | 2,59,12,304.00        | 16,63,07,826            |
| Website                      | 11,74,114               | 2,73,288             | 1,24,162            |                    | 15,71,564           | 25%          | 3,77,371.00           | 11,94,193               |
| Software                     | 42,71,998               | 13,98,083.00         | 3,74,620.18         |                    | 60,44,701           | 40%          | 23,42,956.00          | 37,01,745               |
| Library Books                | 21,38,629               | 5,00,812.00          | 41,998.00           |                    | 26,81,439           | 40%          | 10,64,176.00          | 16,17,263               |
| Work in Progress<br>Building | 1,10,84,217             |                      | 4,79,46,070         | 1,10,84,217        | 4,79,46,070         | 0%           | -                     | 4,79,46,070             |
| <b>GRAND TOTAL</b>           | <b>50,43,18,645</b>     | <b>2,79,98,470</b>   | <b>25,10,02,343</b> | <b>1,15,84,217</b> | <b>77,17,35,241</b> |              | <b>7,16,95,115.00</b> | <b>70,00,40,126</b>     |



**2020-21**

# KMCT MEDICAL COLLEGE & HOSPITAL

A unit of Kunhitharuvai Memorial Charitable Trust  
Manassery P.O., Mukkom, Kozhikode -673 602

## BALANCE SHEET AS AT 31ST MARCH 2021

| SOURCE OF FUND                            | SCH | For the year ended     |                        |
|---|-----|------------------------|------------------------|
|   |     | 31-03-2021<br>Rs<br>Ps | 31-03-2020<br>Rs<br>Ps |
| <b>CAPITAL FUND</b>                       |     | 1,000                  | 1,000                  |
| <b>RESERVES AND SURPLUS</b>               |     |                        |                        |
| Capital Reserve                           | A   | 5,933                  | 5,933                  |
| Surplus / Deficit                         | B   | (62,13,61,542)         | (78,62,94,064)         |
| <b>LOANS AND BORROWINGS</b>               |     |                        |                        |
| From Trustees and Relatives               | C   | 18,31,565              | 18,31,565              |
| From Banks                                | D   | 15,19,928              | 7,31,13,462            |
| Deposits                                  | E   | 28,43,78,605           | 29,75,34,944           |
| <b>CURRENT LIABILITIES AND PROVISIONS</b> |     |                        |                        |
| Sundry Creditors & Other Payables         | F   | 24,71,15,702           | 23,80,49,595           |
| Credit Balance In Bank Accounts           | G   | 8,10,42,853            | 24,76,25,579           |
| Inter-Institutions Transfers ( Contra )   | H   | 1,25,04,23,049         | 1,15,48,13,544         |
| <b>Total</b>                              |     | <b>1,24,49,57,094</b>  | <b>1,22,66,81,559</b>  |
| <b>APPLICATION OF FUNDS</b>               |     |                        |                        |
| <b>FIXED ASSETS</b>                       | I   | 50,43,18,645           | 47,84,29,381           |
| <b>CURRENT ASSETS, LOANS AND ADVANCES</b> |     |                        |                        |
| Stock of Medicines, Chemicals etc         |     | 1,45,98,849            | 1,40,81,546            |
| Fees Receivable                           | J   | 12,03,06,406           | 12,46,30,270           |
| Advance To Suppliers                      | K   | 74,74,897              | 1,06,58,822            |
| Deposits                                  | L   | 2,06,90,348            | 1,84,08,185            |
| Prepaid Expenses                          |     | 28,40,828              | 12,10,771              |
| Other Advances                            | M   | 9,88,93,944            | 8,71,86,413            |
| Sundry Debtors                            | N   | 17,02,73,989           | 13,33,73,952           |
| <b>CASH AND BANK BALANCES</b>             |     |                        |                        |
| a) Bank Balances                          |     |                        |                        |
| In Fixed Deposits                         | O   | 28,09,30,292           | 19,54,54,316           |
| In Current Accounts                       | P   | 1,75,01,319            | 15,69,86,748           |
| b) Cash in Hand                           |     | 71,27,579              | 62,61,155              |
| <b>Total</b>                              |     | <b>1,24,49,57,094</b>  | <b>1,22,66,81,559</b>  |

Accounting Policies & Notes to Accounts form part of accounts

This is the Balance sheet referred to in our report of even date.

**For R.G.N. PRICE & CO.**  
Chartered Accountants

**NEERAJ. S**  
Partner  
M.NO.228055, FR NO.0027855

Dr Navas Kar  
Trustee  
Principal  
KMCT Medical College  
Manassery P.O.  
Kozhikode



## KMCT MEDICAL COLLEGE & HOSPITAL

A unit of Kunhitharuvai Memorial Charitable Trust

Manassery P.O, Mukkom, Kozhikode -673 602

PROFIT & LOSS ACCOUNT FOR THE YEAR ENDED 31-03-2021

| Particulars                              | SCH No | For the year ended 31-03-21 |    | For the year ended 31-03-20 |    |
|--|--------|-----------------------------|----|-----------------------------|----|
|  |        | Rs                          | Ps | Rs                          | Ps |
| <b><u>INCOME</u></b>                     |        |                             |    |                             |    |
| Tuition Fees                             | Q      | 61,85,47,464                |    | 48,89,34,570                |    |
| Other Income                             | R      | 6,50,52,836                 |    | 2,13,99,213                 |    |
| Hospital income from Sale of Medicines   | S      | 11,12,04,387                |    | 13,13,10,049                |    |
| Hospital income from Dept & other income | T      | 33,32,42,240                |    | 42,42,39,859                |    |
| <b>Total</b>                             |        | <b>1,12,80,46,927</b>       |    | <b>1,06,58,83,691</b>       |    |
| <b><u>EXPENDITURE</u></b>                |        |                             |    |                             |    |
| Administration charges                   | U      | 29,96,83,108                |    | 35,83,04,901                |    |
| Educational Material & Expense           | V      | 6,36,84,820                 |    | 8,69,10,314                 |    |
| Stock Differential                       |        | (5,17,302)                  |    | (45,95,651)                 |    |
| Finance charges                          | W      | 99,89,274                   |    | 1,45,43,681                 |    |
| Medicine Expenses                        | X      | 10,23,32,322                |    | 9,55,38,268                 |    |
| Other Expenses                           | Y      | -                           |    | 3,16,761                    |    |
| Staff Expense                            | Z      | 42,73,15,952                |    | 42,02,99,808                |    |
| Depreciation                             |        | 6,06,26,232                 |    | 5,90,62,899                 |    |
| <b>Total</b>                             |        | <b>96,31,14,405</b>         |    | <b>1,03,03,80,980</b>       |    |
| <b>Profit For the Year</b>               |        | <b>16,49,32,522</b>         |    | <b>3,55,02,711</b>          |    |


Accounting Policies & Notes to Accounts form part of accounts

This is the Profit & Loss account referred to in our report of even date.

  
Dr Navas K M  
Trustee




**For R.G.N. PRICE & CO.**  
Chartered Accountants

  
NEERAJ. S  
Partner  
M.NO.228055, FR NO.0027855

  
Principal  
KMCT Medical College  
Manassery P.O.  
Kozhikode

**KMCT MEDICAL COLLEGE & HOSPITAL**  
A unit of Kunhitharuvai Memorial Charitable Trust  
Manassery P.O, Mukkom, Kozhikode -673 602  
**DETAILS OF SCHEDULES TO BALANCE SHEET AS AT 31.03.2021**

| PARTICULARS                                   | For the year ended<br>31-03-2021 |                         | For the year ended<br>31-03-2020 |                         |
|---|----------------------------------|-------------------------|----------------------------------|-------------------------|
|   | Rs                               | Ps                      | Rs                               | Ps                      |
| <b>SCHEDULE - A</b>                           |                                  |                         |                                  |                         |
| Capital Reserve                               |                                  | 5,932.50                |                                  | 5,932.50                |
| <b>TOTAL</b>                                  |                                  | <b>5,932.50</b>         |                                  | <b>5,932.50</b>         |
| <b>SCHEDULE - B</b>                           |                                  |                         |                                  |                         |
| <b>SURPLUS/ DEFICIT</b>                       |                                  |                         |                                  |                         |
| Opening Balance                               |                                  | -78,62,94,063.65        |                                  | -82,17,96,771.74        |
| Add: Profit during the year                   |                                  | 16,49,32,521.76         |                                  | 3,55,02,708.09          |
| <b>TOTAL</b>                                  |                                  | <b>-62,13,61,541.89</b> |                                  | <b>-78,62,94,063.65</b> |
| <b>SCHEDULE - C</b>                           |                                  |                         |                                  |                         |
| <b>LOAN FROM TRUSTEES &amp; RELATIVES</b>     |                                  |                         |                                  |                         |
| Loan From P M Musthafa                        |                                  | 1,50,000.00             |                                  | 1,50,000.00             |
| Loan From Yasmin Musthafa & Musthafa P M      |                                  | 15,00,000.00            |                                  | 15,00,000.00            |
| Moidu's Medicare Pvt.Ltd                      |                                  | 1,81,565.45             |                                  | 1,81,565.45             |
| <b>TOTAL</b>                                  |                                  | <b>18,31,565.45</b>     |                                  | <b>18,31,565.45</b>     |
| <b>SCHEDULE - D</b>                           |                                  |                         |                                  |                         |
| <b>LOAN FROM BANKS</b>                        |                                  |                         |                                  |                         |
| P N B Vehicle Loan A/c No.425800NG4003003     |                                  | 15,19,928.00            |                                  | -                       |
| Term Demand Loan Pnb A/c No. 425800PC23004528 |                                  | -                       |                                  | 4,76,31,287.00          |
| Term Loan PNB- A/c No. 425800IF00000017       |                                  | -                       |                                  | 2,54,82,175.00          |
| <b>TOTAL</b>                                  |                                  | <b>15,19,928.00</b>     |                                  | <b>7,31,13,462.00</b>   |
| <b>SCHEDULE - E</b>                           |                                  |                         |                                  |                         |
| <b>DEPOSITS</b>                               |                                  |                         |                                  |                         |
| Caution Deposit 2017 (KMC)                    |                                  | 4,00,000.00             |                                  | -                       |
| Caution Deposit MBBS 2012                     |                                  | 4,86,500.00             |                                  | 6,49,500.00             |
| Caution Deposit MBBS 2013                     |                                  | 12,81,000.00            |                                  | 14,73,000.00            |
| Caution Deposit MBBS 2014                     |                                  | 10,95,000.00            |                                  | 15,00,000.00            |
| Caution Deposit MBBS 2015                     |                                  | 15,00,000.00            |                                  | 15,00,000.00            |
| Caution Deposit MBBS 2016                     |                                  | 30,00,000.00            |                                  | 30,00,000.00            |
| Caution Deposit MBBS 2017                     |                                  | 30,00,000.00            |                                  | 30,00,000.00            |
| Caution Deposit MBBS 2018                     |                                  | 20,00,000.00            |                                  | 20,00,000.00            |
| Caution Deposit MBBS 2019                     |                                  | 30,00,000.00            |                                  | 30,00,000.00            |



*Principal*  
**KMCT Medical College**  
Manassery P.O.  
Kozhikode

|                                       |                        |                        |
|---------------------------------------|------------------------|------------------------|
| Caution Deposit MBBS 2020             | 15,00,000.00           |                        |
| Caution Deposit PG-2018               | -                      | 45,000.00              |
| Caution Deposit PG 2015               | 10,000.00              | 10,000.00              |
| Caution Deposit PG 2016               | 15,000.00              | 15,000.00              |
| Caution Deposit PG 2017               | 15,000.00              | 15,000.00              |
| Caution Deposit PG 2019               | 15,000.00              | 15,000.00              |
| Caution Deposit PG-2020               | 4,48,500.00            | -                      |
| Hostel Caution Deposit 2017(KMC)      | 95,000.00              | -                      |
| Hostel Caution Deposit MBBS 2012      | 2,91,500.00            | 4,26,500.00            |
| Hostel Caution Deposit MBBS 2013      | 5,40,000.00            | 6,22,500.00            |
| Hostel Caution Deposit MBBS 2014      | 6,30,000.00            | 8,64,000.00            |
| Hostel Caution Deposit MBBS 2015      | 7,83,000.00            | 7,83,000.00            |
| Hostel Caution Deposit MBBS 2016      | 2,00,000.00            | 2,00,000.00            |
| Hostel Caution Deposit MBBS-2017      | 11,93,000.00           | 11,93,000.00           |
| Hostel Caution Deposit MBBS-2018      | 4,85,000.00            | 4,85,000.00            |
| Hostel Caution Deposit Mbbs-2019      | 7,50,000.00            | 7,50,000.00            |
| Hostel Caution Deposit Mbbs-2020      | 14,80,000.00           | -                      |
| Refundable Interest Free Deposit 2008 | 25,00,000.00           | 25,00,000.00           |
| Refundable Interest Free Deposit 2010 | 57,50,000.00           | 57,50,000.00           |
| Refundable Interest Free Deposit 2011 | 1,45,00,000.00         | 1,45,00,000.00         |
| Refundable Interest Free Deposit 2012 | 25,00,000.00           | 25,00,000.00           |
| Refundable Interest Free Deposit 2013 | 2,34,50,000.00         | 2,54,50,000.00         |
| Refundable Interest Free Deposit 2014 | 5,79,12,000.00         | 5,86,12,000.00         |
| Refundable Interest Free Deposit 2015 | 8,45,000.00            | 8,45,000.00            |
| Refundable Interest Free Deposit 2016 | 14,63,00,000.00        | 14,63,00,000.00        |
| Canteen Deposit                       | 32,00,000.00           | 32,00,000.00           |
| Tuition Fee advance from MBBS UG 2016 | -                      | 1,25,58,550.00         |
| Tuition Fee advance from MBBS UG 2017 | -                      | 13,32,536.34           |
| Tuition Fee advance from MBBS UG 2018 | -                      | 20,000.00              |
| Tuition Fee advance from MBBS UG 2019 | -                      | 22,47,578.00           |
| Tuition Fee advance from MBBS PG 2018 | -                      | 36,150.00              |
| Tuition Fee advance from MBBS PG 2019 | -                      | 36,630.00              |
| MBBS-2014                             | 7,00,000.00            | -                      |
| MBBS-2016                             | 43,734.00              | -                      |
| MBBS-2017                             | 3,82,495.24            | -                      |
| MBBS 2017(KMC)                        | 44,000.00              | -                      |
| MBBS-2018                             | 40,007.00              | -                      |
| MBBS 2019                             | 18,97,869.00           | -                      |
| Rent Advance Received                 | 1,00,000.00            | 1,00,000.00            |
| <b>TOTAL</b>                          | <b>28,43,78,605.24</b> | <b>29,75,34,944.34</b> |

**SCHEDULE - F**


**SUNDRY CREDITORS & OTHER PAYABLES**

|                     |             |             |
|---------------------|-------------|-------------|
| Accura Medicharts   | 29,393.00   | 21,269.00   |
| A-One Offset Prints | -           | 37,038.00   |
| A 4 All             | 7,43,177.00 | 6,74,657.00 |




|                                       |              |              |
|---------------------------------------|--------------|--------------|
| A J Enterprises                       | 10,070.00    | 45,654.00    |
| A K M Surgical Co.                    |              | 24,270.00    |
| A.J.Pharma                            | -            | 4,875.00     |
| A.K.M.Surgical Co.                    | -            | 18,314.00    |
| A4 All Diagnostics Distributors       | -            | 9,830.00     |
| AB Associates                         | 21,715.00    | 1,21,315.00  |
| ABN Pharmaceutical & Surgical         | 2,54,581.56  | 62,226.00    |
| Abdul Hameed                          | 23,100.00    | 23,100.00    |
| Abdul Jabbar V.K                      |              | 12,800.00    |
| ABS Associates                        | 1,12,755.00  |              |
| Accel Medical                         | 8,500.00     |              |
| Accura Bio Medical Solutions          | 15,387.00    |              |
| Advance From Cash & Billing           | 1,180.00     |              |
| ASD Hospital Needs                    | -            | -            |
| Advance From Pharmacy                 | 6,098.00     | -            |
| Agfa Healthcare India Pvt.Ltd         | 1,23,460.00  | 63,602.00    |
| Agni Security & Enterprises           | -            | -            |
| Airtech Climate Solution              | 66,300.00    | 700.00       |
| Aiswarya Traders                      | 4,000.00     |              |
| AKM Surgical Co.                      | 2,15,182.40  | 1,10,956.40  |
| Akshaya Pharmaceuticals               | 29,270.00    | 88,526.00    |
| Al Naco Agencies                      | 43,209.00    | 50,488.00    |
| Alfa Agencies                         | 20,55,099.00 | 26,92,681.00 |
| Allengers Medical System Ltd          | 2,520.00     |              |
| Alliance Pharma                       | 5,36,646.00  | 5,53,900.00  |
| Alchemy Health Care                   | -            | 5,971.00     |
| Allied Medical Agencies               | 4,36,919.00  | 6,10,245.00  |
| Allied Health Service                 | -            | 28,351.00    |
| Allengers Medical System Ltd          |              | 20,200.00    |
| Altus Health Care Solution            | 11,825.00    |              |
| AM Motors                             | 13,000.00    |              |
| Ambalapatta Bricks                    | 38,656.00    |              |
| Ambalapatta Bricks                    | -            | 26,140.00    |
| Amruth Diagnostics, Calicut           | 8,064.00     | 69,543.00    |
| Amfa Drugs                            | -            | 1,932.00     |
| Anand Drug Lines                      | 3,66,420.00  | 6,60,422.00  |
| Anand Oxygen India (P) Ltd            | -            | -            |
| Anas Fabricators                      | 1,30,047.00  | 1,30,047.00  |
| Anoop K K(Painter)                    | 6,49,903.00  | 14,150.00    |
| Anu Radha                             | 4,042.00     | 50,378.00    |
| Anuradha Textiles                     | -            | 49,418.00    |
| Aparna Healthcare                     | 69,339.00    |              |
| Aosta Software Technologies India Ltd | -            | 2,13,140.00  |
| Apex Medical Suppliers, Malappuram    | 47,880.00    | 28,952.00    |
| Armi Pharma                           | 1,65,237.00  | 4,11,930.00  |
| Airtech Climate Solution              | -            | 3,60,375.00  |

KMCT Medical College  
Manassery P.O.  
Kozhikode

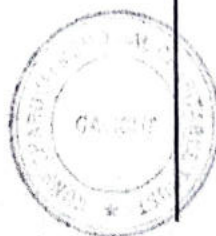


|  |             |             |
|--|-------------|-------------|
| Ashok Drugs(Wholesale)                 | 41,073.00   | 31,777.00   |
| Associated Clinical Aids Pvt Ltd       | 1,09,039.00 | 1,47,723.00 |
| Aswathy Agencies                       | -           | 1,35,717.00 |
| Aswini Agencies                        | 3,17,051.00 | 2,70,936.34 |
| Aswini Associates                      | 2,00,289.34 | 1,95,996.00 |
| Aswini Health Specialities             | 29.40       | 54,290.40   |
| Axios Automation                       | 52,210.00   |             |
| Axis Health Care                       | 8,91,000.00 |             |
| Axis Medical Systems                   | 99,684.00   | 1,07,548.00 |
| Aztech Agencies                        | 85,597.00   | 85,597.00   |
| B 4 U                                  | 7,47,987.00 | -           |
| Baba Drug House                        | 24,960.00   | -           |
| Bal Tyres                              | 36,425.00   | -           |
| Bala Pipes                             | 6,60,014.00 | -           |
| Base Medical System                    | 2,25,709.00 | -           |
| Basim Enterprises                      | 3,20,338.00 | -           |
| Bazooka Graphics                       | 31,164.00   | -           |
| Bazooka Printers                       | 55,947.00   | -           |
| BEC Healthcare India Pvt.Ltd           | 10,763.00   | -           |
| Bee Jay Traders                        | 4,200.00    | -           |
| Bhavana Offset & Computer Forms        | 2,08,751.00 | -           |
| Bio Implants India (P)Limited          | 21,315.00   | -           |
| Bio Logic Solutions                    | 18,343.00   | -           |
| Biocare Diagnostics                    | 7,80,356.00 | 4,05,503.00 |
| B & C Insutries                        |             | 24,299.00   |
| Bal Tyres                              |             | 30,000.00   |
| Bright Alluminium Fabricat             |             | 30,800.00   |
| Baba Drug House                        |             | 24,960.00   |
| Baby Surgicals                         |             | 2,00,000.00 |
| Bala Pipes                             |             | 1,56,053.00 |
| Base Medical System                    |             | 2,30,171.00 |
| Bazooka Prints                         |             | 2,11,006.00 |
| Bazooka Graphics                       |             | 79,994.00   |
| Bharath Sanchar Nigam Limited          |             | 39,363.00   |
| Bhavana Offset Press                   |             | 1,58,204.00 |
| Bee Jay Traders                        |             | 1,37,750.00 |
| Bio Dagnostics                         | 4,25,865.00 | -           |
| Bio Implants India (P)Limited          | -           | 21,315.00   |
| Bio Logic Solutions                    | -           | 1,20,334.00 |
| Biocare Diagnostics                    | -           | 1,91,749.00 |
| Bio-Diagnostics                        | -           | 25,788.00   |
| Biomed Instrumentation Private Limited | 10,788.00   | 10,788.00   |
| Bions Medical System                   | 1,31,395.00 | 8,328.00    |
| Biotechnika                            | 0.20        | 4,592.20    |
| BKT Tipper Services                    | 1,14,409.00 | 57,236.00   |
| Bonafide Surgicals                     | 4,557.00    |             |





|  |              |              |
|--|--------------|--------------|
| Breath                                 | 7,375.00     |              |
| Bright Alluminium Fabricators          | 30,800.00    | -            |
| BSNL                                   | -            | 21,959.00    |
| By Pharma                              | 3,00,771.00  | 45,573.00    |
| Clarity Medical Pvt.Ltd                |              | 17,900.00    |
| Lakshmi Surgicals                      |              | 2,569.00     |
| CMA Medical Supports                   | 6,900.00     | 17,574.00    |
| Calicut Biomedicals                    | 39,840.00    | 6,935.00     |
| Calicut Biotecnika                     | 1,34,755.00  | 1,25,679.00  |
| Calicut Biomedicals,Areacode           | -            | 10,080.00    |
| Calicut Book Distributors              | 19,52,046.00 | 9,51,443.00  |
| Calicut Drug Lines                     | 31,494.00    | 68,759.00    |
| Calicut Pharmaceuticals                | 2,374.00     | 19,983.00    |
| Calicut Surgicals                      | 24,554.00    | 63,868.00    |
| Cardio Consumables Pvt.Ltd             | 5,192.00     | 3,658.00     |
| Cardis Health Technologies             | 60,000.00    | 4,44,000.00  |
| Caregroup Sight Solution Pvt.Ltd       | 2,061.00     | 9,856.00     |
| Carino Auto Infra Pvt. Ltd.            | 6,810.00     |              |
| CBM Surgicals                          | 32,182.00    | 62,879.00    |
| Central Associates                     |              | 13,801.00    |
| Cee Cee's Paper Mart                   | 17,438.00    | 17,523.00    |
| Cental Agencies, Calicut               | 77,280.00    | 2,92,228.00  |
| Century Televison                      | 56,000.00    |              |
| Chandramohan (Canteen)                 | 22,38,916.00 | 40,88,254.00 |
| Chandran Nair(Tile Work)               | 883.00       | 883.00       |
| Chemeia Life Care                      | 2,520.00     | 2,520.00     |
| Chemind Chemicals                      | 4,210.00     | 62,935.00    |
| Chennai Surgical & Biomedicals         | 2,072.00     | 17,052.00    |
| Chithra Agencies                       | 88,457.00    | 2,28,057.00  |
| City Drugs                             | 1,980.00     | 8,096.00     |
| City Drugs Pharmaceutical Distributors |              | 79,040.00    |
| CJM Surgicals                          | 27,060.00    | 71,487.00    |
| Classic Implants                       | 16,643.00    |              |
| Classic Tiles                          | 1,67,579.00  |              |
| Commercial Enterprises                 | 6,80,792.00  | 39,100.00    |
| Computer Care                          | 1,48,782.00  | 1,20,973.00  |
| Cosmoz Pharmaceuticals                 | 10,23,804.00 | 11,48,656.00 |
| Codepro Systems                        | 8,64,350.00  | 8,64,350.00  |
| CSR Drugs                              |              | 40,950.00    |
| Creditors for others (counters)        | 2,53,414.00  | 2,53,414.00  |
| Crystal Technologies                   | 18,000.00    | -            |
| Cyrix Healthcare Pvt.Ltd               |              | 5,000.00     |
| Cure Line Pharma                       | 14,431.00    | 15,159.00    |
| Dr Navas-Ayurveda Payward Rent         |              | 6,15,600.00  |
| Dr Navas -Hospital Payward Rent        |              | 8,29,440.00  |
| Dr Navs Health Care Pvt. Ltd.          | 7,125.00     |              |



*Handwritten signature*

Principal  
KMCT Medical College  
Manassery P.O.  
Kozhikode

|   |                |                |
|---|----------------|----------------|
|   | 24,000.00      | 48,000.00      |
| Derma Aesthetic                               |                | 12,912.00      |
| Dermaindia, Chennai                           |                | 1,00,000.00    |
| Diabetik Foot Care India Pvt Ltd              | 41,248.00      | 92,932.00      |
| Dot Computers, Calicut                        | 57,750.00      | 94,050.00      |
| DOtic Hearing Solution Pvt.Ltd                | 90,730.00      | -              |
| EBazooka Graphics                             | 2,41,402.00    | -              |
| Element Enterprises                           | 4,302.00       | 13,198.00      |
| E-Max Biogenics                               | 2,07,304.00    | 10,000.00      |
| Emergency Medicine Dept                       | -              | -              |
| Environmental Engineers & Consultants Pvt Ltd | 2,11,530.00    | 4,56,420.00    |
| Endure System                                 | 2,01,600.00    | 2,01,600.00    |
| Epsilon Diagnostics                           | 12,390.00      | -              |
| Electro Tech                                  | 3,55,570.00    | 3,20,138.00    |
| ESI Payable                                   | -              | 12,390.00      |
| Electro Tech                                  | -              | 19,890.00      |
| Electra                                       | -              | 2,41,164.00    |
| Element Enterprises                           | 16,128.00      | -              |
| ESign-In                                      | -              | 1,70,654.00    |
| 2226 Emergency Medicine Dept.                 | 3,20,068.00    | 2,63,750.00    |
| Examiners Remuneration From KUHS              | 2,248.00       | 2,248.00       |
| Excel Pharma                                  | 92,402.00      | 3,12,079.00    |
| Excess Amount Collected to Be Refunded        | 81,831.00      | 1,88,115.00    |
| Excellent Surgicals                           | 12,768.00      |                |
| Express Bio                                   | 6,720.00       | 24,338.00      |
| Eyedeal Vision                                | 1,28,564.00    | 2,95,197.00    |
| Focus Advertising Co.                         | 2,00,600.00    |                |
| Fiberzone Communication                       | 12,728.00      |                |
| Flood Cess                                    | 85,060.00      | 88,113.00      |
| Flood Cess Payable                            | 19,409.00      |                |
| Fobs Engineering                              | 16,136.00      |                |
| Fourmed                                       | 1,726.00       | -              |
| Freevo Engineering (P) Ltd                    | 26,683.00      |                |
| Friends Electrical Engineers                  | 23,100.00      | 23,100.00      |
| Fathima Hameed                                | 1,44,900.00    |                |
| Ganga Catering Services                       | 24,920.00      | 21,953.00      |
| GDR Health Care                               | 6.00           | 6.00           |
| Global BioMed                                 | 85,114.00      | 1,03,031.00    |
| Global Drug House                             | -              | 33,519.00      |
| Good Lands Agencies                           | 6,372.00       |                |
| Golden Luck Fire Safety Services              | 5,00,090.00    | 3,62,468.00    |
| Govind Oxygen Co                              | 2,85,436.00    | 7,32,072.00    |
| Grace Med                                     | 8,048.00       | 1,30,321.00    |
| Grahams Pharmacueticals                       | 1,96,318.00    | 2,02,968.00    |
| Grant Received to Be Refunded                 | 8,02,76,539.00 | 7,02,42,660.00 |
| Gratuity Payable                              | 5,247.00       | 5,247.00       |
| Green Offset                                  |                |                |



|  |              |              |
|--|--------------|--------------|
| Green Vally(Johnson Joseph)                | 70,686.00    | 70,686.00    |
| GST Payable                                | 3,10,026.00  | 3,67,087.00  |
| Harvay                                     | 1,59,231.00  | 13,899.00    |
| Hebbar Surgical Instruments                | 13,808.00    | 13,808.00    |
| Hindustan Health Care                      | 1,180.00     | 1,180.00     |
| Hitech Lab                                 | 15,723.00    | 15,723.00    |
| Hospital Beds                              | 3,000.00     | -            |
| Hospital Needs                             | 67,457.00    | 31,808.00    |
| Hospitech Surgical Industries, Calicut     | 2,925.00     | 2,925.00     |
| Hotel Malayoram Gateway                    | 2,000.00     | 2,000.00     |
| HOLIDAY MOTHER & CHILD KNIT PRODUCTS INDIA | 13,690.00    | 12,915.00    |
| Hotel Marina Residency                     | 6,048.00     | -            |
| Hygiene Care                               | 4,42,204.00  | 4,41,225.00  |
| Hykon India (P) LTD                        | 49,000.00    | 49,000.00    |
| IASO Healthcare Pvt Ltd                    | 386.00       |              |
| IBS Team                                   | 13,110.00    |              |
| Idea Cellular Ltd                          | -            | 26,847.00    |
| Impresso                                   | 29,170.00    | -            |
| Impression - Hording                       | -            | 35,046.00    |
| Impex Medicare PVT.LTD                     | -            | 768.00       |
| India Medtronic Pvt.LTD                    | 10,079.82    | 8,59,324.62  |
| Indeed Stericare                           | 1,61,265.00  | 1,40,734.00  |
| Indian Biomedicals                         | 7,504.00     |              |
| Indian Surgicals & Medicals                | 87,024.00    | 29,008.00    |
| Indo Electricals                           | 1,73,833.00  | 91,196.00    |
| Indo Associates                            | 7,580.00     | 3,540.00     |
| Inside Interiors & Furniture Sales Centre  | -            | -            |
| Insignia Biomedical                        | .1,68,896.00 | 2,51,064.00  |
| Jackson Drug House of Malabar              | 10,89,705.00 | 14,94,711.00 |
| JAKESMED healthcare                        | 19,239.00    | -            |
| Jas Aluminium Fabrication                  | 5,557.00     | -            |
| JNM Drugs & Surgicals                      | 5,677.00     | -            |
| Jayaraj Pipes                              |              | 4,224.00     |
| Jaihind Surgicals                          | 14,800.00    | 8,000.00     |
| Janatha Drugs                              | 35,632.00    | 1,28,261.00  |
| Jayaraj Pipe Traders                       | 31,864.00    | 31,394.00    |
| Jeyhruday Enterprises                      | 4,11,712.00  | 4,01,553.00  |
| JEZ Health Care                            | 65,510.00    | 20,313.00    |
| Jins John/Sunprints Digital Colour Press   |              | 9,306.00     |
| Joshi Engineering Works                    | 270.00       | 270.00       |
| JV Tech                                    | 6,750.00     | 2,63,389.00  |
| J S Pharma                                 |              | -            |
| J.M.Surgicals                              | 2,20,069.64  | 2,09,929.00  |
| Jyothi Drugs                               | 20,433.00    | 64,085.00    |
| Jyothi Pharma                              | 2,21,584.00  | 2,30,719.00  |
| Jyothi Drugs                               |              | 5,548.00     |



KMCT Medical College  
Manassery P.O.  
Kozhikode

|   |             |             |
|---|-------------|-------------|
| K M C T Canteen                             |             | 997.00      |
| K Moideenkutty Haji                         |             | 927.00      |
| K Sree Care Agencies                        | 927.00      | -           |
| K T Printers                                | 2,285.00    | 1,30,754.00 |
| K.M.Parthasarathy & Sons                    |             | -           |
| Kaaizeen Meditech Pvt.LTD                   | 95,200.00   | -           |
| Kadavil Electro Mech. Indul                 |             | 9,440.00    |
| Karryon Medical                             | 4,60,680.00 | 72,842.00   |
| Kardia Medical Instrumentation              | 5,000.00    | 5,000.00    |
| Kerala Commercial Distributors              | 3,17,142.00 | 2,56,667.00 |
| Kerala Diagnosis                            |             | -           |
| Kerala Drug Distributors                    | 3,288.00    | 47,404.00   |
| Kerala Drug House                           | 61,948.00   | 43,586.00   |
| Kerala Surgicals, Calicut.                  | 1,85,864.00 | 36,915.00   |
| Keon Elevator India Pvt Ltd                 |             | 60,858.00   |
| Kavin Enterpriese                           | 18,000.00   | 5,04,000.00 |
| Kurikkal Drug Lines                         |             | 46,240.00   |
| KVR Systems Sales & Services                | 5,500.00    | 1,02,692.00 |
| K M Parthasarathy & Sons                    | 5,13,254.00 |             |
| Kausthubham Agencies                        | 4,760.00    |             |
| Kerala Scientific Company                   | 5,603.00    |             |
| Kurikkal Ambiente                           | 3,64,649.00 |             |
| Kurikkal Pipelines                          | 488.00      |             |
| La Mode                                     | 1,200.00    |             |
| Lazhora Medical Cosmetics                   | 4,484.00    |             |
| Lakshmi Rexin House                         | 6,150.00    |             |
| Lapic                                       | 3,58,708.00 | 3,58,708.00 |
| Lavany Store Kattangal                      | 17,100.00   | 46,140.00   |
| Lavanya Metals                              | 30,054.00   | 42,850.00   |
| Lavanya Hyper Shop                          | 14,890.00   | 6,840.00    |
| Lakshmi Surgicals                           | 2,569.00    |             |
| Laxmi Enterprises                           | 64,729.00   | 77,921.00   |
| Laxmi Rexin House                           | 18,000.00   | 13,000.00   |
| Lazhora Medical Cosmetics                   |             | 8,997.00    |
| Leonidaz Pharmaceuticals Pvt.Ltd            |             | 17,958.00   |
| Lifecare Drugs                              |             | 85,100.00   |
| Lifecare Systems                            |             | 30,540.00   |
| Life on enterprises                         |             | 9,606.00    |
| Lifecare Systems                            | 800.00      | -           |
| Lifeline surgicals                          | 2,32,025.00 | 2,26,346.00 |
| Limas Medical Devices & Diagnostics PVT.LTD | 0.40        | 0.40        |
| Link Surgical & Medi Systems                |             | 47,790.00   |
| Ligs Informatics                            | 8,12,500.00 | 8,12,500.00 |
| Lalsons Electricals                         |             | 1,050.00    |
| Listenup India Hearing Solution P.Ltd       | 35,640.00   | -           |
| LS Drugs & Surgicals                        | 2,434.00    | 2,434.00    |




|   |              |              |
|---|--------------|--------------|
| LE CYGNE VENTURES LLP                   | 25,662.00    |              |
| Liquie Pearl                            | 900.00       |              |
| Lis Water Technology                    | 33,630.00    |              |
| M.R Associates                          | 2,35,103.22  | 4,09,029.00  |
| M.S Technologies                        | 2,688.00     | -            |
| Manoj Pharmaceuticals                   | 32,171.00    | 37,09,307.00 |
| Malabar Diagnostics                     | 7,840.00     | 17,543.00    |
| Malabar Drug Hosue                      | 15,333.00    | 3,921.00     |
| Malabar Lab Solution                    | 3,17,598.00  | 1,16,204.00  |
| Malabar Media                           | 1,77,221.00  | 60,133.00    |
| Malabar Furniture                       | 91,900.00    | 95,075.00    |
| Malayala Manorama                       |              | 24,658.00    |
| Mallasseril Agencies                    | 6,540.00     |              |
| Manoj Pharmaceuticals                   | 39,21,439.00 | 10,37,995.00 |
| Manorama Oxygen Pvt Ltd                 | 16,772.00    | 44,615.00    |
| Markazs Sunnis Aqafathi Karanthur       | 2,50,000.00  | 2,50,000.00  |
| Maria Surgicals                         | 2,01,600.00  |              |
| Mas Enterprises                         | 15,70,776.00 | 21,11,776.00 |
| Medchem                                 | 46,921.00    | 1,04,643.00  |
| Medchem Pharmaceutical Distributors     | 24,892.00    | 18,093.00    |
| Medibright Care                         | 1,80,902.00  |              |
| Medi Assist                             | 1,74,714.00  |              |
| Medi Care Associates                    | 5,62,319.00  | 11,214.00    |
| Medi Care Surgicals                     | 8,623.00     | 8,623.00     |
| Medi Drugs                              |              | 22,459.00    |
| Medevice Associates                     | 34,752.00    |              |
| Medi Link Enterprises (P) Ltd, Palakkad | 1,06,194.00  | 1,38,638.00  |
| Mediwell Biomedicals                    | 1,03,826.00  | 87,141.00    |
| Medi Link Enterprises PVT.LTD           |              | 83,013.00    |
| Medi Pharma                             | 23,201.00    | 1,93,690.00  |
| Medi Pharma Specialty                   | 11,422.00    | 9,63,213.00  |
| MediTech Medicines                      |              | -            |
| Medicare Associates                     | 12,581.00    | 6,86,028.00  |
| Medico Lifescience                      | 33,524.00    | 33,524.00    |
| Medical Systems                         | 1,68,000.00  | 1,00,800.00  |
| Medilink Enterprises                    | 7,080.00     | -            |
| Medisafe                                | 96,650.00    | 64,135.00    |
| Mediscope                               | 84,681.00    |              |
| Medizintek                              | 46,98,789.00 | 22,10,645.00 |
| Meridian Life Care                      | 1,65,760.00  | 19,029.00    |
| Meridium Diagnostics                    | 3,50,620.00  | 3,58,000.00  |
| Metro Chem Laborotories                 | 35,400.00    | 12,508.00    |
| MET Healthcare Pvt.Ltd                  | 2,000.00     | 10,080.00    |
| Meyon Pharma                            | 3,27,564.00  | 2,19,386.00  |
| Meyon Drugs, Kozhikode                  |              | 22,584.00    |
| MJ Power Solutions                      | 15,000.00    | 37,000.00    |



|  |              |                |
|--|--------------|----------------|
| Micro Lab Equipments                                 | 2,46,896.00  | 2,02,114.00    |
| Micro Health Laboratories                            |              | 3,66,209.00    |
| Microbiological Labo.Resr. & Ser.                    |              | 82,386.00      |
| Mini Surgical Instruments                            | 38,912.00    |                |
| Minu Pharmaceuticals                                 |              | 48,160.00      |
| Midas Health Care                                    | 1,14,144.00  | 18,18,823.00   |
| Midas Meditech Pvt.LTD                               | 25,62,128.00 | -              |
| Mix Graphics   | 43,087.00    | -              |
| Mohan's Electronics & Illuminators                   | 2,564.00     | 2,564.00       |
| Moidu's Medicare Pvt Ltd.                            |              | 17,00,000.00   |
| MPC Pharma   | 1,570.00     |                |
| M.R Associates                                       | 6,15,259.00  | 71,316.00      |
| Ms Surgicals   | 5,68,931.00  | 3,14,387.00    |
| MS Technologies                                      | 3,54,619.00  | 3,40,000.00    |
| Mukkom Municipality                                  | 85,41,612.00 | 1,03,66,789.00 |
| Mukkam Tyres   | 21,150.00    |                |
| Muhammed Parakkal -Building Rent                     | 1,81,900.00  | -              |
| Muhammed Fazil- Building Rent                        | 69,300.00    | 16,500.00      |
| Myovatec Surgical System Pvt Ltd                     | 63,152.00    |                |
| N K Furnishing                                       | 37,149.00    | 41,878.00      |
| Nandanam Agencies                                    |              | 33,193.00      |
| Nazzio Medical System                                | 6,188.00     |                |
| New J.P.Surgicals                                    | 2,21,250.00  |                |
| New Associated Pharma                                | 9,346.00     | 66,763.00      |
| New India Surgicals & Chemicals                      |              | 7,569.00       |
| Nexus Pharma   | 27,124.00    |                |
| Nexba Health Care Marketing & Service Pvt Ltd        | 2,576.00     | 2,576.00       |
| Nidra Associates                                     |              | 12,022.00      |
| Nandanam Agencies                                    | 1,24,888.00  | 3,32,543.00    |
| Nandana Surgicare                                    | 5,77,996.00  | 78,047.00      |
| Nano Therapeutics Pvt Ltd                            | 2,28,662.00  | 5,98,031.00    |
| Niram Ofset Printers                                 |              | 26,641.00      |
| Nuclear Surgicals                                    | 38,923.00    | 73,481.00      |
| Omega Trade Links                                    | 1,49,393.00  | 5,340.00       |
| Open Biomedicals                                     | 43,400.00    | -              |
| Orison Pharmaceutical Distributors                   | 21,49,314.00 | 5,10,947.00    |
| Other Expenses Payable                               | 24,90,843.26 | 23,22,318.26   |
| Othayamangalath Tiles                                | 5,142.00     | 45,833.00      |
| Other Recoveries                                     | 3,840.00     | 7,970.00       |
| OXE Distributors                                     | 1,01,196.00  | 1,05,909.00    |
| OP Patient Balance                                   |              | 3,850.00       |
| Pilot Store  | 60,478.00    | 3,057.00       |
| P M K Building                                       | 63,032.00    | 63,032.00      |
| Para Military Ex-Servicemen Security Service Society | 32,620.00    | 1,05,676.00    |
| Pace Marketing Services                              | 7,493.00     | 29,042.00      |
| Parayn Pharma  | 9,853.00     | 9,853.00       |

|   |                |                |
|---|----------------|----------------|
| Palakkad Surgicals                                  | 49,206.00      | 7,906.00       |
| Pas Medi Services                                   |                | 52,640.00      |
| Penta Agencies                                      |                | 29,925.00      |
| Pharma Care   | 1,54,364.00    | 3,71,321.00    |
| Pharma Point  | 38,638.00      | 21,846.00      |
| Pavithran & Murali                                  | 1,30,980.00    | -              |
| PMH Motors  | 14,847.00      | 56,521.00      |
| Powerica  | 22,20,000.00   | 22,20,000.00   |
| Poly Electricals                                    | 4,700.00       | 4,700.00       |
| PF Refundable to Staff                              | 16,08,185.00   |                |
| Prakashan   | 15,193.00      |                |
| Prasoon Industrials                                 | 3,16,844.00    | 4,75,413.00    |
| Prathosh Medico                                     | 4,39,091.00    | 2,71,818.00    |
| Praxis Health Technologies                          | 90,720.00      | 1,11,360.00    |
| Professional Charges Payable                        | 1,62,548.00    | 1,19,250.00    |
| Professional Tax Payable                            |                | 8,44,280.00    |
| Prompt Solutiond Pvt Ltd                            | 1,42,531.00    | 1,35,056.00    |
| Prompt Suppliers                                    | 12,78,940.00   | 14,05,937.00   |
| Provident Fund Payable                              | 80,073.00      |                |
| Provident Fund Payable ( HPL,Khirc,WCH & All Colleg | 11,81,299.00   | 41,92,406.00   |
| Provident Fund Penalty                              | 3,14,91,542.00 | 3,14,91,542.00 |
| Purelux Systems                                     | 3,500.00       |                |
| Provident Fund Payable ( NCP )                      | 1,17,469.00    |                |
| Provident Fund Payable ( Trust )                    | 1,51,225.00    |                |
| Provident Fund Payble                               | 15,269.00      |                |
| Pump Gallary  | 31,820.00      | 31,820.00      |
| Pushkaran   |                | 1,39,104.00    |
| Quality Health Care                                 | 6,692.00       | 6,692.00       |
| R.D.Surgicals, Calicut                              | 12,980.00      | 12,980.00      |
| R J Enterprises                                     | 10,160.00      |                |
| R.G.N. Price & Co.                                  | 3,79,250.00    | 3,69,000.00    |
| Raghulal Pharma, Kozhikode                          | 25,088.00      | 39,980.00      |
| Real Care Tech                                      |                | 42,480.00      |
| Receipe Drugs                                       | 8,01,155.00    | 12,99,975.00   |
| Rising Star Pharmaceuticals                         | 2,061.00       |                |
| Ron Lab Chemicals                                   | 8,024.00       | 6,925.00       |
| Running Traders                                     |                | 84,120.00      |
| S J Care  | 1,68,846.00    | 97,852.00      |
| S N Cement  | 69,000.00      | -              |
| S R Drugs   | 1,57,451.00    | 2,58,486.00    |
| Sanmed Technologies                                 | 2,240.00       | 7,392.00       |
| S.N.Cement Marketing                                | 2,14,375.00    | 17,073.00      |
| Safe India Marketing Services                       | 55,844.00      | 1,14,290.16    |
| Sahajanand Medical Technologies PVT.LTD             | 1,14,290.16    | 6,09,274.00    |
| Sahajanand Laser Technology LTD                     | 6,09,274.00    | 1,43,55,994.00 |
| Salaries Payable                                    | 1,52,12,820.00 | 1,38,28,156.00 |


KMCT Medical  
Manassery P.O.  
Kozhikode




|   |                |              |
|---|----------------|--------------|
| Salaries Payable Admin                          | 1,81,64,865.00 | 27,58,925.00 |
| Salary Payable- Doctors- Emergency Dept         | 6,10,501.00    | 8,40,313.00  |
| Salary Payable -Security Staff                  | 4,81,737.00    | -            |
| Sas Tiles & Granites                            |                | 4,04,470.00  |
| Screen Arts                                     | 420.00         | 7,00,000.00  |
| Securmax  | 4,023.00       | 2,00,000.00  |
| Security Deposit - Canteen                      | 7,00,000.00    | 2,23,560.00  |
| Security Deposit Coffee Shop                    | 2,00,000.00    | 1,00,000.00  |
| Security Deposit From Andhra Bank               | 2,23,560.00    | 9,100.00     |
| Seven Sigma Health Care Sulutions P.Ltd.        |                | 10,000.00    |
| Sharan Sleep & Respiratory Care                 |                | 79,685.00    |
| Sibu Enterprises                                | 8,262.00       |              |
| Shibumi Medical Systems                         | 10,000.00      | 35,775.00    |
| Shymma Surgicals                                | 58,570.00      | 18,551.00    |
| Silver Drugs                                    | 99,765.00      | 2,61,000.00  |
| Smith Safety Service                            | 18,551.00      | 97,160.00    |
| Snaps Medical Solutions                         | 13,720.00      | 49,625.00    |
| Sona Drugs & Surgicals                          | 1,969.00       | 1,66,600.00  |
| Soorya Life Care                                |                | 14,410.00    |
| South North Medicals                            | 11,66,420.65   | 4,58,086.10  |
| Space Marketing Solutions                       | 7,314.00       | 51,920.00    |
| Speciality Pharma & Surgicals                   | 93,240.00      |              |
| Speciality Surgicals & Medicals                 | 3,360.00       | -            |
| Sree Gokulam Health Care Pvt.LTD                | 25,000.00      | 5,43,828.00  |
| Sree Sasthaa Scientific Company                 |                | 1,76,226.00  |
| Sreekala Oxygen Co. Thenhippalam                | 7,76,651.00    | 2,15,040.00  |
| Sreekala Oxygen Company                         | 1,77,335.00    | 68,784.00    |
| Sri Kulandaiswamy Surgicals                     | 2,19,072.00    | 2,285.00     |
| Sri Ram Associates                              |                | 65,000.00    |
| Star surgicals                                  | 2,285.00       | 25,491.00    |
| Steel Tech Cort Solutions                       | 65,000.00      | 5,66,889.00  |
| Stipend Payable to Housesurgeons                | 12,64,534.00   | 5,51,844.00  |
| Stryker India Pvt.Ltd                           |                | 1,41,263.00  |
| Sukumaran                                       | 37,000.00      |              |
| Sun Enterprises                                 | 4,49,991.00    | 43,111.00    |
| Sunada Associates                               | 2,77,459.00    | 8,71,413.00  |
| Sunada Enterprises                              | 2,42,016.00    | 6,76,644.00  |
| Sunanda Enterprises                             |                | 31,160.00    |
| Sunitha Sales & Services                        |                | 70,522.00    |
| Super Drug Lines                                | 14,168.00      | 1,62,839.00  |
| Surgi Tech India                                | 9,09,852.00    | 44,491.00    |
| Surgilink                                       | 1,21,226.00    | 4,781.00     |
| Surya Drugs, Calicut                            | 24,388.00      | 4,256.00     |
| Symbols Prints                                  | 16,127.00      | -            |
| Synergy Associates                              | 4,256.00       | -            |
| Techno Enterprises Fire Engineers & Contractors | 39,524.00      | 4,49,148.00  |



|  |              |              |
|--|--------------|--------------|
| Techno Space                                 | 47,104.00    | 4,850.00     |
| Techno Car Care                              | 5,100.00     | 5,100.00     |
| Temporary staff stipent payable              | 41,669.00    | 45,486.00    |
| Tali Enterprises                             | 2,646.00     | 2,764.00     |
| Technoware ID Systems Pvt Ltd                | 25,642.00    | 0.35         |
| The Mathrubhumi Printing & Publishing Co.LTD | 2,500.00     | 26,138.00    |
| TEG Global Infrastructures PVT LTD           | 3,55,211.00  |              |
| Thanima Materials                            | 34,936.00    | -            |
| Trade Lines Mill Store                       |              | 28,746.00    |
| Trend Marketing                              | 5,900.00     | 5,900.00     |
| Tune Info Tec                                |              | 49,500.00    |
| Thyssen Krupp Elevator                       | 84,267.00    | -            |
| Uma Equipments                               |              | 4,012.00     |
| United Agencies                              |              | 2,97,500.00  |
| United Biomedical Services                   |              | 8,245.00     |
| United Imagings                              | 386.00       | 386.00       |
| United Pharmaceuticals                       | 2,96,792.00  | 1,12,619.00  |
| United Drug Lines, Manjeri                   |              | 23,456.00    |
| United Surgicals                             | 14,53,782.00 | 17,94,180.00 |
| United Surgicals                             |              | -            |
| Universal Agencies                           | 20,930.00    | 20,329.00    |
| Uzmi Laboratories India Pvt.Ltd.             | 12,638.00    | 19,27,370.00 |
| V.K.Associates 1826C                         | 16,77,722.00 |              |
| V P K Motors Pvt.Ltd.                        | 49,334.00    | 42,864.00    |
| Vajra  | 5,551.00     | -            |
| Variety Furniture                            | 7,20,039.00  | 4,22,633.00  |
| Variety Collection & Tailoring               |              | 15,360.00    |
| Vascular Concepts LTD                        | 69,19,312.02 | 65,14,703.00 |
| Vijay Hospitality Service                    | 47,478.00    | 47,478.00    |
| Veroni Drugs & Surgicals                     | 44,366.00    | 2,21,723.00  |
| Vasmed Technologies                          | 0.35         | 56,000.00    |
| VHIRE4U Pvt. Ltd                             | 4,85,537.00  | 62,143.00    |
| Vineetha Surgical Instrument Works           | 29,000.00    | 4,67,424.00  |
| VK Associates                                | 2,73,520.00  |              |
| VJ Surgical Instrumentation                  |              | 34,664.00    |
| Wages Payable                                | 1,32,923.00  | -            |
| We Care Associates                           | 25,286.00    | 90,368.00    |
| Welcare Associates                           | 10,08,266.00 | 8,80,441.00  |
| Well Care Surgicals                          | 5,736.00     | 5,736.00     |
| World of Drugs                               |              | 78,848.00    |
| West Park                                    | 72,240.00    | 13,86,560.00 |
| Wings Health Care                            | 7,84,414.00  | 13,78,252.00 |
| Wipro GE Health Care                         | 14,11,353.00 |              |
| X-Ray & Hospital Supplies                    | 29,516.00    | 4.00         |
| Yaas Agencies                                | 5,34,534.00  |              |
| Prinix Pharma                                | 4,80,940.00  | 7,781.00     |

  
 KMCT Medical College  
 Manassery P.O.  
 Kozhikode



|  |                          |                          |
|--|--------------------------|--------------------------|
| Zyrus Medi Surg                                  |                          | 71,029.00                |
| Zeolite Water Technology                         | 4,227.00                 | 38,105.00                |
| 4 Med Healthcare                                 | 7,080.00                 |                          |
|  | <b>24,71,15,702.42</b>   | <b>23,80,49,595.23</b>   |
| <b>SCHEDULE - G</b>                              |                          |                          |
| <b>CREDIT BALANCE IN BANK ACCOUNTS</b>           |                          |                          |
| Andhra Bank A/c No.009731100000007               |                          | 2,76,22,754.71           |
| Andhra Bank OD A/c No. 210131100000016           | 1,44,62,920.12           | 1,99,17,166.85           |
| Indian Overseas Bank A/c NO.00410200002952       | 15,03,778.83             | 1,99,28,808.28           |
| Punjab National Bank A/c No 4258009300251096     | 6,50,76,154.31           | 18,01,56,849.00          |
| <b>TOTAL</b>                                     | <b>8,10,42,853.26</b>    | <b>24,76,25,578.84</b>   |
| <b>SCHEDULE - H</b>                              |                          |                          |
| <b>INTER INSTITUTIONS HAVING CREDIT BALANCES</b> |                          |                          |
|  | 1,25,04,23,049.41        | 1,15,48,13,544.00        |
| <b>TOTAL</b>                                     | <b>1,25,04,23,049.41</b> | <b>1,15,48,13,544.00</b> |
| <b>SCHEDULE - I</b>                              |                          |                          |
| <b>FEE RECEIVABLES</b>                           |                          |                          |
| MBBS 2011  | 5,65,000.00              | 5,65,000.00              |
| MBBS 2012  | 1,00,000.00              | 1,00,000.00              |
| MBBS 2013  | 2,55,000.00              | 3,55,000.00              |
| MBBS-2014  | 55,004.72                | 3,55,004.72              |
| MBBS 2015  | 24,02,853.00             | 29,63,638.00             |
| MBBS 2016  | 11,18,15,717.00          | 6,95,55,014.16           |
| MBBS 2017  | 2,10,29,761.00           | 1,44,08,667.00           |
| MBBS 2017(KMC)                                   | 37,80,217.00             | -                        |
| MBBS 2018  | 1,29,50,509.08           | 30,08,699.32             |
| MBBS 2019  | 1,39,81,798.00           | 62,74,247.00             |
| MBBS-2020  | 77,51,755.00             | -                        |
| Fee Receivable From Entrance Commissioner        | 3,85,00,000.00           | 2,70,00,000.00           |
| PG-2017  | -                        | 45,000.00                |
| PG-2018  | 46,100.00                |                          |
| PG -2019   | 14,19,448.00             |                          |
| PG-2020  | 46,30,367.00             |                          |
| Dnb-2018   | 1,60,000.00              |                          |
| DNB-2019   | 2,50,000.00              |                          |
| DNB-2020   | 26,25,000.00             |                          |
| Fee Receivable Written Off                       | -10,20,12,124.00         |                          |
| <b>TOTAL</b>                                     | <b>12,03,06,405.80</b>   | <b>12,46,30,270.20</b>   |
| <b>SCHEDULE -K</b>                               |                          |                          |
| <b>ADVANCE TO SUPPLIERS</b>                      |                          |                          |
| Adv.Roy  | -                        | 8,01,685.00              |
| Bio Pace Biomedical Solution                     | 2,16,584.00              | -                        |




|  |              |              |
|--|--------------|--------------|
| Biocoenosis Envirotech                     | -            | 4,54,227.00  |
| Bions Medical Systems Pvt Ltd              | -            | 2,90,800.00  |
| Bharati Electrical Appliances              | 1,601.00     | 1,601.00     |
| Deepak Distributors                        | -            | 38,923.00    |
| Escon Elevators Pvt Ltd                    | 14,70,000.00 | 14,70,000.00 |
| Fobs Engineering                           | -            | 33,690.00    |
| Grand Medical Systems                      | -            | 4,90,000.00  |
| Endocare Technologies                      | -            | 4,47,500.00  |
| Marble Gallery                             | 3,12,756.00  | -            |
| Mix Graphics                               | -            | 35.00        |
| IPIX Solutions                             | 8,749.00     | 8,550.00     |
| Bhavani Consultants                        | 33,500.00    | 1,33,800.00  |
| Saaradhi Electrical Engineers              | 596.00       | 596.00       |
| Insta Health Solutions Pvt.Ltd.,           | 4,50,000.00  | 4,50,000.00  |
| Bbraun Medical Systems                     | 30,493.00    | 30,493.00    |
| Aluminium World                            | 28,307.00    | 28,307.00    |
| AM Motors                                  | -            | 3,000.00     |
| Mecom Services                             | 4,000.00     | 4,000.00     |
| Marble Gallery                             | -            | 3,12,756.00  |
| Movetech                                   | -            | 15,340.00    |
| Mangalassery Traders                       | 2,270.00     | 2,270.00     |
| Netsagar                                   | 40,000.00    | -            |
| Star Tin Works                             | -            | 40,000.00    |
| Stryker India Pvt.Ltd                      | -            | 55.00        |
| I-Zar Technology Solutions                 | -            | 35,399.00    |
| Inside Interior & Furniture & Sales Centre | -            | 3,068.00     |
| Impresso                                   | -            | 694.00       |
| Kone Elevator India Private Ltd            | 12,49,522.00 | 19,03,279.00 |
| Power Zone (Sreejith)                      | 675.00       | 675.00       |
| Precious Solutions                         | 13,87,500.00 | 13,87,500.00 |
| Pushkaran.T                                | 795.00       | 675.00       |
| Roche Diagnostics India PVT.LTD            | 70,000.00    | 70,000.00    |
| Saroj Lab                                  | 1,035.00     | 1,035.00     |
| Secumax                                    | 1,13,227.00  | 1,13,227.00  |
| Technoware ID Systems Pvt Ltd              | -            | 1,31,400.00  |
| Thyssen Krupp Elevator                     | -            | 2,50,000.00  |
| Trium Marketing & Consultans P Ltd         | -            | 70,800.00    |
| Steel Galaxy                               | 1,48,982.00  | 1,48,982.00  |
| VHIRE4U Pvt. Ltd                           | -            | 10,26,600.00 |
| Vinker Techno Marketing Companay           | -            | 4,42,860.00  |
| Voxbay Solutions Pvt Ltd                   | 15,000.00    | 15,000.00    |
| Ace Motors Pvt Ltd                         | 3,500.00     | -            |
| Bazooka Graphics                           | 132.00       | -            |
| C M Pradeep Architects                     | 1,00,000.00  | -            |
| DPraxis Health Technologies                | 24,000.00    | -            |
| Excelteam Project Solutions                | 90,196.00    | -            |



|  |                       |                       |
|--|-----------------------|-----------------------|
| Grand Medical Systems                      | 4,90,000.00           | -                     |
| K V Surgical Instruments                   | 18,000.00             | -                     |
| K.T. Printers                              | 2,500.00              | -                     |
| Livanova India Pvt.LTD                     | 2,250.00              | -                     |
| Micro Health Laboratories                  | 4,38,900.00           | -                     |
| Sreejith -Electrical Contractor ( Advance) | 1,98,796.00           | -                     |
| Udayada Silks &Materials                   | 5,08,531.00           | -                     |
| Western Hospital                           | 12,500.00             | -                     |
| <b>TOTAL</b>                               | <b>74,74,897.00</b>   | <b>1,06,58,822.00</b> |
| <b>SCHEDULE - L</b>                        |                       |                       |
| <b>DEPOSITS</b>                            |                       |                       |
| Dr Anirudh                                 |                       | 30,000.00             |
| Advance to Principal                       |                       | 43,855.00             |
| Electricity Deposit                        | 33,97,410.00          | 21,51,249.00          |
| Electricity Security Deposit               |                       | 12,46,161.00          |
| Fixed Deposits                             | 3,02,221.80           | 2,000.00              |
| Gas Deposits                               | 6,100.00              | 6,100.00              |
| Other Deposits                             | 2,000.00              | 2,000.00              |
| Purchase Advance                           | 8,000.00              | 50,500.00             |
| Refundable Security Deposit- KUHS          | 1,42,49,700.00        | 1,42,49,700.00        |
| Rent Advance                               | 1,96,500.00           | 46,500.00             |
| Security Deposit- KSRTC                    |                       | 1,00,000.00           |
| Security Deposits                          | 50,000.00             | 50,000.00             |
| Salary Advance                             | 98,404.00             | 1,02,399.00           |
| Sales Tax Deposits                         | 50,000.00             | 50,000.00             |
| Telephone Deposit                          | 1,18,621.00           | 1,18,621.00           |
| Wage Advance                               |                       | 59,100.00             |
| Water Deposit                              | 1,00,000.00           | 1,00,000.00           |
| Security Deposit -Pentagon Builders        | 8,11,391.00           | -                     |
| Refundable Security Deposit-AICTE          | 12,00,000.00          | -                     |
| Security Deposit- KSRTC                    | 1,00,000.00           | -                     |
| <b>TOTAL</b>                               | <b>2,06,90,347.80</b> | <b>1,84,08,185.00</b> |
| <b>SCHEDULE - M</b>                        |                       |                       |
| <b>OTHER ADVANCES</b>                      |                       |                       |
| Salary Advance                             | 2,500.00              | 5,59,283.00           |
| Miscellaneous Advance                      | 28,792.00             | 81,311.00             |
| M/s.BPCL-E CMS                             | 1,00,000.00           |                       |
| Land Advance                               | -                     | 5,41,001.00           |
| Rent Advance                               | 20,05,000.00          | 22,55,000.00          |
| Purchase Advance                           | 5,97,564.00           | 7,81,041.00           |
| Income Tax Advance                         | 3,93,76,240.00        | 3,93,76,240.00        |
| T K KUnhahammed                            | 1,68,000.00           | 1,68,000.00           |
| TDS Payable                                | 23,27,780.00          | 24,17,653.00          |
| TDS Receivable                             | 5,36,36,820.50        | 3,99,42,837.50        |



|   |                       |                       |
|---|-----------------------|-----------------------|
| TDS Receivable - Interest                           | 1,52,150.00           | 1,52,150.00           |
| TCS Receivable                                      | 91,615.17             | 20,693.00             |
| Accrued Interest                                    | 4,07,482.00           | 8,81,187.00           |
| <b>TOTAL</b>  | <b>9,88,93,943.67</b> | <b>8,71,86,412.50</b> |
| <b><u>SCHEDULE - N</u></b>                          |                       |                       |
| <b><u>SUNDRY DEBTORS</u></b>                        |                       |                       |
| Receivables   | 2,75,971.39           | 2,62,037.39           |
| RSBY Claim Receivable                               | 73,13,345.50          | 73,13,345.50          |
| NIT   | 2,42,082.00           | 5,34,461.00           |
| Reliance Claim Receivabls                           | 95,00,716.00          | 95,00,716.00          |
| ECHS  | 40,71,908.00          | 57,11,170.00          |
| Karunnya  | 45,000.00             | 3,60,000.00           |
| KASP Receivable                                     | 4,05,97,580.00        | 5,87,84,574.00        |
| KMCT College of Nursing                             | 4,325.00              | 4,325.00              |
| Snehasparsam  | 9,000.00              | 15,750.00             |
| ESI   | 2,21,36,978.00        | 1,80,93,574.00        |
| Madhyamam   | 3,791.00              | -                     |
| National Hospital                                   | 29,00,690.00          | 22,63,660.00          |
| Star Health Insurance                               | 3,52,305.00           | 1,41,722.00           |
| Vidal Health  | 58,114.00             | 99,305.00             |
| Max Bupa  | 50,225.00             | 3,04,694.50           |
| Kmct dental college                                 | 1,83,102.00           |                       |
| Pharma College                                      | 9,061.00              | 9,061.00              |
| Reliance Receivabls(2017-18)                        | 1,47,13,763.00        | 1,47,13,763.00        |
| Urban Health Centre                                 | 43,945.00             | 12,209.00             |
| Raksha TPA  | 2,41,919.00           | 2,41,919.00           |
| Shanthy Hospital                                    | 63,700.00             | -                     |
| Sha Receivables                                     | 6,19,25,091.00        |                       |
| Reliance Recevables (2018-19)                       | 45,08,748.00          | 1,31,29,123.00        |
| Swiping Machine -Andhra                             | 41,856.76             | -                     |
| Swiping Collection                                  | 7,067.12              | 16,656.27             |
| Ansari Asst.Manager(KMCT H.O)                       | 250.00                | -                     |
| Advance From Cash & Billing                         | -                     | 4,263.00              |
| Dr.V.K.Chellamma Staff KMCT W&C Hospit Gynecologist | 3,000.00              | 3,000.00              |
| Jassim(Asst.Administrator)                          | 11,100.00             | 11,100.00             |
| Karunnya  | 3,54,750.00           | 16,10,750.00          |
| Muhammed Afeef C/o N.T.Muhammed                     | -                     | -                     |
| Mrs.Devaki/ C/o Mr.Bhaskeran Accounts Dept          | 15,000.00             | 1,000.00              |
| Mrs.Jeeja C/o Dr.K.M.Navas Sir(Mg.Trustee)          | 4,000.00              | 4,000.00              |
| Mrs.Nirmala ,Santhosh Oldage Home Kannur,C/o Naveen | 150.00                | 150.00                |
| Mrs.Sulochana C/o Manu Sir                          | 2,000.00              | 2,000.00              |
| Muhammed Assim Velimanna(Diffrently Abled)          | 1,000.00              | 1,000.00              |
| Muhammed(H.O Staff)                                 | 8,000.00              | 8,000.00              |
| Pathumma,290995/54139                               | 35,000.00             |                       |
| Ravi C/o Sooraj H.O Staff                           | 25,480.00             | 25,480.00             |



  
 KMCT Medical College  
 Manassery P.O.  
 Kozhikode

|   |                        |                        |
|---|------------------------|------------------------|
| Leelamma C/O Aleena's Mother(PRO Cardiology)    | 25,000.00              | 25,000.00              |
| Mr.Dinesh Babu C/o.Dr.Santhosh                  | 6,500.00               |                        |
| Mr.Muhammed Najeed C/o Zuhara Usman             | 1,60,000.00            |                        |
| Mrs.FathimaKK-300474/2020117758                 | 4,360.00               |                        |
| Accrued Income                                  | 2,58,805.00            |                        |
| profession tax payable                          | 2,160.00               |                        |
| Venugopala Menon,Purchase Manager,KMCT H.O      | 9,150.00               |                        |
| Sankaran Master C/o Mr.Sandeep                  | 42,000.00              | 42,000.00              |
| Star Health Insurance & Allied Insurance Co.LTD | -                      | 1,18,143.00            |
| Suresh Babu C/o Mr.Praji Driver                 | 5,000.00               | 5,000.00               |
| Suhaib C/o Dr.K.Moidu(Mg.Trustee)               | 1,000.00               | 1,000.00               |
| <b>TOTAL</b>                                    | <b>17,02,73,988.77</b> | <b>13,33,73,951.66</b> |

**SCHEDULE - O**

**FIXED DEPOSITS**

|  |                |                |
|--|----------------|----------------|
| FD-Andhra Bank A/c No.009720001000229            | 15,00,000.00   | 15,00,000.00   |
| FD-Andhra Bank A/c No.009720001000237            | 15,00,000.00   | 15,00,000.00   |
| FD-Andhra Bank A/c No.009720001000238            | 28,00,000.00   | 28,00,000.00   |
| FD Andhra Bank A/c No.009720100050011            | 1,00,000.00    | 1,00,000.00    |
| FD-Andhra Bank A/c NO.009720100051524            | 25,000.00      | 25,000.00      |
| FD -Andhra Bank A/c No. 009720100052091          | 25,000.00      | 25,000.00      |
| FD-Andhra Bank A/c No.009720100056802            | 5,00,000.00    | 5,00,000.00    |
| FD Andhra Bank A/c No. 009720100058165           | 50,000.00      | 50,000.00      |
| FD Andhra Bank A/c No. 009720100058174           | 50,000.00      | 50,000.00      |
| FD Andhra Bank A/c No. 009720100058183           | 50,000.00      | 50,000.00      |
| FD Andhra Bank A/c No 009720100104145            | 55,500.00      | 52,110.00      |
| FD-Andhra Bank A/c No.9720100001583              | 5,00,000.00    | 5,00,000.00    |
| FD-Andhra Bank A/c No.9720100001592              | 5,00,000.00    | 5,00,000.00    |
| FD-Andhra Bank A/c No.9720100001608              | 3,00,000.00    | 3,00,000.00    |
| FD-Andhra Bank A/c No.9720100001617              | 3,00,000.00    | 3,00,000.00    |
| FD-Andhra Bank A/c No.9720100024168              | 2,57,495.00    | 2,57,495.00    |
| Fixed Deposit-Andhra Bank FD No. 009720100072703 | 13,15,254.00   | 12,44,478.00   |
| Fixed Deposit-Barch Andhra Bank A/c No.100008920 | -              | 58,780.00      |
| Fixed Deposit- PNB A/c No.425800DI00000239       | 2,78,07,383.00 | 2,64,87,125.00 |
| Fixed Deposit PNB A/c No. 425800DP00016532       | -              | 1,09,350.00    |
| Fixed Deposit PNB A/c No.425800PU00000707        | 1,83,73,971.00 | 1,77,45,806.00 |
| Fixed Deposits-PNB A/c No. 425800PU00000415      | 3,25,86,878.00 | 3,33,11,064.00 |
| Fixed Deposits-PNB-A/c No. 425800PU00000424      | -              | 3,17,84,549.00 |
| Fixed Deposit PNB A/c No 425800DP00018433        | 10,59,184.00   | 10,12,804.00   |
| Fixed Deposit PNB A/c No.425800DP00018442/18655  | 1,05,70,613.00 | 1,00,27,811.00 |
| Fixed Deposit PNB A/c No. 425800D100000433       | -              | 3,18,51,876.00 |
| Fixed Deposits-PNB A/c No. 425800PU00000433      | 3,25,86,879.00 | 3,33,11,068.00 |
| Fixed Deposit PNB A/c No.425800PU00001449        | 1,05,08,344.00 | -              |
| Fixed Deposit PNB A/c No.425800PU00001722        | 1,02,65,678.00 | -              |
| Fixed Deposit PNB A/c No.425800PU00001740        | 1,02,65,677.00 | -              |
| Fixed Deposit-PNB A/c NO.425800DP00018822        | 5,00,000.00    | -              |

|  |                        |                        |
|--|------------------------|------------------------|
| Fixed Deposit PNB A/c No.425800PU00001865          | 51,06,577.00           | -                      |
| Fixed Deposit PNB A/c No.425800PU00001892          | 50,99,379.00           | -                      |
| Fixed Deposit Pnb A/C No. 425800PU00001926         | 2,03,00,589.00         | -                      |
| Fixed Deposit PNB A/c No. 425800PU00001935         | 2,02,97,971.00         | -                      |
| Fixed Deposit PNB A/c No. 425800PU00001944         | 2,02,95,456.00         | -                      |
| Fixed Deposit PNB A/c No. 425800PU00001953         | 2,02,84,987.00         | -                      |
| Fixed Deposit PNB A/C No.425800PU00002022          | 1,51,74,557.00         | -                      |
| Fixed Deposit PNB A/c NO. 425800PU00002138         | 10,087.00              | -                      |
| Fixed Deposit UBI A/c No.210113030000011           | 1,00,07,833.00         | -                      |
| <b>TOTAL</b>                                       | <b>28,09,30,292.00</b> | <b>19,54,54,316.00</b> |
| <b>SCHEDULE - P</b>                                |                        |                        |
| <b>BANK ACCOUNTS</b>                               |                        |                        |
| Andhra Bank A/c No.009711011001044                 | 230.19                 | 6,585.72               |
| Andhra Bank A/c No.210111100000098                 | 38,290.58              | 9,644.68               |
| Andhra Bank Savings A/c No. 210110100062131        | 1,08,130.00            | 7,419.00               |
| Andhra Bank A/c No.009731100000007                 | 1,98,856.75            | -                      |
| Indian Overseas Bank A/c NO.0041020000002730       | 4,922.86               | 5,231.96               |
| Punjab National Bank A/c No 4258002100093112       | 2,74,615.17            | 17,904.32              |
| SBT-THIRUVAMBADY HOSPITAL A/C NO.67211661931       | 1,861.40               | 1,861.40               |
| State Bank of Travancore A/c NO, 00000067182733180 | 25,22,883.82           | 19,484.25              |
| Andhra Bank A/c No.009711100000636                 | 10,899.95              | 15,463.20              |
| Andhra Bank A/c No.210111100000089                 | 53,535.08              | 1,72,830.67            |
| Indian Overseas Bank A/c NO.0041020000003078       | 1,20,947.10            | 1,21,232.70            |
| PNB-Escrow A/C No.4258002100093875                 | 11,13,454.58           | 10,05,370.23           |
| Punjab National Bank A/c No.4258002100092812       | 96,676.33              | 2,729.98               |
| Punjab National Bank CA/c No.4257002100024478      | -                      | 10,000.00              |
| Punjab National Bank SB A/c No.4258000105057342    | 18,223.72              | 13,00,08,293.87        |
| State Bank Of India A/c No.30854937797             | 7,840.62               | 1,905.62               |
| Punjab National Bank A/c No 4258009300251096       | 3,814.25               | 1,86,36,306.15         |
| Indian Overseas Bank- 2936 Pharmacy                | 6,916.22               | 7,414.92               |
| Indian Overseas Bank- 2937 Hospital                | 44,92,114.80           | 5,00,803.22            |
| Panjab National Bank A/c.No.2100093750             | 12,47,962.63           | 31,603.24              |
| HDFC Bank, Nadakkave A/c.No.06718260000020         | 2,072.28               | 2,072.28               |
| Andra Bank No.210111100000016 - KMCT MCH           | 22,48,690.70           | 14,60,525.20           |
| Andra Bank No.210111100000043 - KMCT MCH Pharmacy  | 21,75,780.61           | 31,25,488.35           |
| South Indian Bank A/c.No.0621073000000076          | 9,764.22               | 1,42,469.22            |
| Andhra Bank A/c No.210111100000371                 | 71,961.91              | 1,34,701.98            |
| Federal Bank A/c No 10900200006350                 | 283.00                 | 283.00                 |
| Punjab National Bank A/c No.4258002100095785       | 4,45,371.51            | 1,61,319.93            |
| Punjab National Bank A/c No:4258002100096757       | -                      | 10,220.20              |
| Andhra Bank KMCT W&C Hospital A/c-326              | 24,342.80              | 6,181.50               |
| Andhra Bank A/c No.210111100000070                 | 21,45,096.32           | 12,98,012.48           |
| Andhra Bank KMCT W&C Pharmacy A/c-335              | 54,922.48              | 62,531.90              |
| PNB A/c No:95794                                   | 856.87                 | 856.87                 |
| <b>TOTAL</b>                                       | <b>1,75,01,318.75</b>  | <b>15,69,86,748.04</b> |


Principal

KMCT Medical College  
Manassery P.O.  
Kozhikode

**KMCT MEDICAL COLLEGE & HOSPITAL**  
A unit of Kunhitharuvai Memorial Charitable Trust  
Manassery P.O, Mukkom, Kozhikode -673 602

**DETAILS OF SCHEDULES TO PROFIT & LOSS ACCOUNT FOR THE YEAR ENDED 31.03.2021**

| PARTICULARS                              | For the year ended<br>31-03-2021 |                        | For the year ended<br>31-03-2020 |                        |
|--|----------------------------------|------------------------|----------------------------------|------------------------|
|  | Rs                               | Ps                     | Rs                               | Ps                     |
| <b>SCHEDULE Q</b>                        |                                  |                        |                                  |                        |
| <b>TUITION FEE</b>                       |                                  |                        |                                  |                        |
| Special Fee                              |                                  | 5,09,26,528.00         |                                  | 3,62,10,770.00         |
| Tuition Fees                             |                                  | 56,45,70,445.00        |                                  | 45,27,23,800.00        |
| Accomadation Charges                     |                                  | 9,70,000.00            |                                  | -                      |
| Additional Tuition Fee                   |                                  | 3,64,651.00            |                                  | -                      |
| Annual Appraisal Fees                    |                                  | 7,60,000.00            |                                  | -                      |
| Library Fee                              |                                  | 3,15,000.00            |                                  | -                      |
| Library Fees                             |                                  | 4,45,000.00            |                                  | -                      |
| Miscellaneous Fee                        |                                  | 1,95,840.00            |                                  | -                      |
| <b>TOTAL</b>                             |                                  | <b>61,85,47,464.00</b> |                                  | <b>48,89,34,570.00</b> |
| <b>SCHEDULE R</b>                        |                                  |                        |                                  |                        |
| <b>OTHER INCOME</b>                      |                                  |                        |                                  |                        |
| Examination Fee                          |                                  | 3,90,741.00            |                                  | 14,54,720.92           |
| Hostel Fees                              |                                  | 4,16,60,169.00         |                                  | 1,56,85,824.84         |
| Hostel Rent Received From House Surgeons |                                  | 13,93,664.00           |                                  | 13,92,660.00           |
| Late Fee                                 |                                  | 3,57,507.00            |                                  | 10,55,042.60           |
| Miscellaneous Income                     |                                  | 5,15,708.34            |                                  | 18,10,964.62           |
| Bus Fare Collection                      |                                  | 1,16,888.00            |                                  | -                      |
| Bond Breaking Fee                        |                                  | 20,10,000.00           |                                  | -                      |
| Bus fee                                  |                                  | 29,600.00              |                                  | -                      |
| Discount                                 |                                  | 36,190.62              |                                  | -                      |
| Eyegegar Optics India                    |                                  | 85,201.00              |                                  | -                      |
| House Rent Allowance                     |                                  | 72,141.00              |                                  | -                      |
| Interest Received                        |                                  | 94,28,129.00           |                                  | -                      |
| Other Income                             |                                  | 1,05,658.00            |                                  | -                      |
| P G Dissertation Fee                     |                                  | 11,310.00              |                                  | -                      |
| Profit on sale of asset                  |                                  | 3,84,892.00            |                                  | -                      |
| Rent                                     |                                  | 84,53,341.00           |                                  | -                      |
| Telephone Charges                        |                                  | 246.00                 |                                  | -                      |
| Vaccination Fee                          |                                  | 1,450.00               |                                  | -                      |
| <b>TOTAL</b>                             |                                  | <b>6,50,52,835.96</b>  |                                  | <b>2,13,99,212.98</b>  |
| <b>SCHEDULE S</b>                        |                                  |                        |                                  |                        |
| <b>SALE OF MEDICINE</b>                  |                                  |                        |                                  |                        |



KMCT Medical College  
Manassery P.O  
Kozhikode



|                          |                        |                        |
|--------------------------|------------------------|------------------------|
| Sale of Medicines        | 9,63,23,162.00         | 9,73,67,616.00         |
| Sale of Medicines(Neuro) | 1,01,33,700.00         | 1,08,76,963.00         |
| Sale of Medicines IP     | 74,42,804.00           | 2,74,03,679.00         |
|                          | <b>11,38,99,666.00</b> | <b>13,56,48,258.00</b> |
| Less: Returns            | 26,95,279.00           | 43,38,209.00           |
| <b>TOTAL</b>             | <b>11,12,04,387.00</b> | <b>13,13,10,049.00</b> |

**SCHEDULE T**

**HOSPITAL AND CLINIC RECEIPTS**

|   |                 |                |
|---|-----------------|----------------|
| Consultation Fee                              | 3,25,530.00     | 18,43,866.00   |
| ACLS/BLS Class Fee                            | -               | -              |
| Agriculture Income ( Net )                    | -               | 10,70,854.00   |
| Cross Consultation Fee                        | 28,655.00       | 2,23,135.00    |
| Discount Received                             | -               | 90,337.02      |
| Employment Health Checkup                     | -               | -              |
| Eye gear Optics India                         | -               | 2,30,349.00    |
| Hospital Canteen Rent And Amenties Collection | -               | 29,15,002.00   |
| Income From Dermatology                       | 1,01,860.00     | 14,83,865.00   |
| Income From Audiology                         | 2,800.00        | 1,02,950.00    |
| Income From Birth & Death                     | 20,780.00       | 76,550.00      |
| Income From Cardiology                        | 5,75,81,156.20  | 5,42,66,068.00 |
| Income From Casualty                          | 15,80,35,627.00 | 2,01,91,413.00 |
| Income From CVTS                              | 2,02,58,520.00  | 1,58,84,410.00 |
| Income From ECG                               | 1,03,180.00     | 5,59,020.00    |
| Income From Emergency Medicine                | 11,41,760.00    | 36,44,582.00   |
| Income From ENT                               | 5,93,020.00     | 48,12,432.00   |
| Income From Gastro Entrology                  | 6,450.00        | 57,110.00      |
| Income From General Medicines                 | 13,832.00       | 5,39,080.00    |
| Income From General Surgery                   | 26,74,568.00    | 2,10,80,469.00 |
| Income From Gynecology                        | 3,47,12,176.00  | 2,80,20,982.00 |
| Income From Lab                               | 23,12,360.00    | -              |
| Income From Laboratory                        | 1,37,30,789.00  | 8,14,58,584.00 |
| Income From MICU                              | 11,15,000.00    | 32,86,303.00   |
| Income From Nephrology                        | 51,62,732.00    | 1,40,68,067.00 |
| Income From NICU                              | 4,86,300.00     | 15,38,250.00   |
| Income From NMICU                             | -               | 2,000.00       |
| Income From Neurology                         | 92,71,708.00    | 1,66,25,217.00 |
| Income From Ophthalmology Ward                | 300.00          | 11,84,490.00   |
| Income From Orthopaedics                      | 29,11,203.00    | 1,67,09,168.00 |
| Income From Oxygen & Consumables              | 3,14,300.00     | 14,12,900.00   |
| Income From Paediatric                        | 2,13,345.00     | 7,97,960.00    |
| Income From Physio Therapy                    | 2,01,598.00     | 12,06,853.00   |
| Income From PICU                              | 34,500.00       | 4,21,000.00    |
| Income From Psychiatry                        | 38,300.00       | 2,64,300.00    |
| Income From Pulmonary Medicine                | 12,500.00       | 6,75,823.00    |
| Income From Radiology                         | 88,50,446.00    | 3,49,71,295.00 |

*[Handwritten signature]*

Principal  
KMCT Medical College  
Manassery P.O.  
Kozhikode



|                              |                        |                        |
|------------------------------|------------------------|------------------------|
| Income From Registration Fee | 2,77,230.00            | 33,71,250.00           |
| Income From SICU             | 7,84,115.00            | 29,59,685.00           |
| Income From Urology          | 71,88,348.00           | 2,44,07,112.00         |
| Income From USG              | 7,65,892.00            | 32,42,127.00           |
| Income From Ventilators      | 37,000.00              | 3,55,500.00            |
| Interest Received            | -                      | 1,19,12,778.00         |
| Other Income                 | -                      | 1,39,925.00            |
| PMRPY Subsidy                | -                      | 10,85,120.00           |
| Registration Fee             | 38,87,360.00           | 1,64,75,700.00         |
| Registration Fee CVTS        | 47,000.00              | 1,70,000.00            |
| Rent Received                | -                      | 26,76,966.00           |
| Rent Staff Quarters          | -                      | 13,118.00              |
| Rentals From Ambulance       | -                      | 7,58,845.00            |
| Room Rent                    | -                      | 2,38,54,549.00         |
| Sale of Assests              | -                      | 10,71,000.00           |
| Water charge                 | -                      | 31,500.00              |
| <b>TOTAL</b>                 | <b>33,32,42,240.20</b> | <b>42,42,39,859.02</b> |

**SCHEDULE U**

**ADMINISTRATIVE EXPENSES**

|                                    |                 |                |
|------------------------------------|-----------------|----------------|
| Advertisement                      | 17,88,595.00    | 11,91,596.00   |
| Administration Expense             | -               | 2,934.00       |
| AMC Charges                        | 31,99,256.00    | 34,31,288.78   |
| Application & Registration Fee     | 66,080.00       | -              |
| Arogyasree                         | 364.00          | 1,179.00       |
| Audit Fee                          | 15,93,508.00    | 12,31,412.00   |
| Bio Meddical Waste                 | 15,26,598.00    | 10,27,832.00   |
| Books & Periodicals                | -               | -              |
| Carriage Inward / Outward          | 24,435.00       | 5,01,113.00    |
| Cleaning Expenses                  | 11,85,975.00    | -              |
| Commission Paid                    | 40,000.00       | -              |
| Computer Maintanance               | 3,96,318.00     | 3,95,693.00    |
| Consultancy Charges                | 1,66,24,772.00  | 55,22,602.00   |
| Consumable Elecrical & Electronics | 34,418.00       | -              |
| Discount Allowed                   | -               | 5,13,955.00    |
| Donation & Charity                 | 86,000.00       | -              |
| Electricity Charges                | 3,91,394.19     | 2,18,05,113.00 |
| Examination Expenses               | 2,85,638.00     | 11,50,308.00   |
| Fee Concession                     | 33,15,807.00    | 1,83,32,501.00 |
| Fee Receivable Written off         | 10,20,12,124.00 | -              |
| Food and Accomodation              | 46,66,323.00    | 1,93,90,198.00 |
| Frieght And Transportation         | 58,595.00       | 1,04,904.00    |
| Fuel for Vehicle                   | 10,17,462.00    | -              |
| Gardening Expenses                 | -               | 2,38,550.00    |
| Generator Maintanance              | -               | 23,35,140.00   |
| GST Paid                           | 16,88,754.00    | 16,56,854.00   |

*Handwritten signature*

KMCT Medical College  
Manassery P.O.  
Kozhikode



|                                      |                |                 |
|--------------------------------------|----------------|-----------------|
| Humsafar                             | 2,027.00       | 9,687.00        |
| Income Tax Filing Charges & Interest | -              | -               |
| Insurance - Building                 | 1,461.00       |                 |
| Insurance - Vehicle                  | 81,454.00      |                 |
| Insurance Premium                    | 6,38,131.00    | 6,48,120.00     |
| Internal Audit Fee                   | 5,66,400.00    | 2,83,200.00     |
| Journals & Periodicals               | 5,980.00       | 21,945.00       |
| KASP Expenses                        | 1,97,92,784.50 | 13,88,48,143.00 |
| Legal Expenses                       | 10,32,500.00   | 5,38,113.00     |
| Local Conveyance                     | 10,18,708.00   | 13,22,284.00    |
| Loss on Sale of Car                  | 5,05,211.00    | -               |
| Loss on Sale of Fixed Assets         | 9,892.00       | -               |
| Miscellaneous Expenses               | 29,38,030.00   | 30,02,984.98    |
| Office Expense                       | 21,990.00      | 3,15,495.00     |
| OTHER INSURANCE VIDAL                | 2,250.00       | -               |
| Other Insurance-ECHS                 | 1,12,044.00    | 8,70,453.46     |
| Other Insurance-ESI                  | 57,53,774.00   | 1,00,52,466.00  |
| Other Insurance-NIT                  | 2,02,052.00    | 4,78,179.00     |
| Other Insurance-star                 | 2,51,403.00    | -               |
| Other Rents Paid                     | -              | 27,602.00       |
| Patient Welfare                      | 1,08,952.00    | 4,46,162.00     |
| Postage And Telegram                 | 21,008.00      | 56,363.00       |
| Power & Electricity                  | 1,99,39,030.00 | -               |
| Power Generation                     | 18,76,910.00   |                 |
| Printing And Stationery              | 45,63,843.00   | 63,22,580.27    |
| Professional Charges                 | 32,83,765.00   | 38,69,006.00    |
| Raksha TPA                           | -              | -               |
| Refreshment                          | 6,40,550.00    | 4,23,583.00     |
| Rent,Rates and Taxes                 | 4,74,50,103.00 | 5,69,88,685.00  |
| Repairs & Maintanance of Vehicle     | 6,75,144.00    | -               |
| Repairs & Maintanance Others         | 21,81,305.00   | -               |
| Repairs And Maintenance              | 1,05,22,245.92 | 1,86,79,394.56  |
| Repairs to Building                  | 25,67,762.00   | 15,68,759.00    |
| Repairs to Electrical Installation   | 5,06,695.00    | 2,75,995.00     |
| Repairs to Furniture                 | 1,29,800.00    | 90,200.00       |
| Repairs to Medical Equipments        | 4,52,786.00    | 7,37,099.00     |
| Repairs to Office Equipment          | 3,68,971.00    | 70,450.00       |
| Repairs to Plant & Machinery         | 79,61,164.00   | 72,36,509.00    |
| RSBY Loss                            | 50,22,933.00   | 44,20,275.00    |
| Security Charges                     | 4,56,660.00    | 4,68,460.00     |
| Sevena                               | 281.00         | 2,437.00        |
| Sreyas                               | 1,104.00       | 2,710.00        |
| Students Fund                        | -              | -               |
| Subscription                         | 99,18,937.00   | 61,48,592.00    |
| Swanthanam                           | 774.00         | 3,198.00        |
| Taxes & Licenses                     | 19,674.00      | 6,38,212.00     |



Principal  
 KMCT Medical College  
 Manassery P.O.  
 Kozhikode

|                               |                        |                        |
|-------------------------------|------------------------|------------------------|
| TDS late payment fee          | 1,82,525.00            | 1,12,843.00            |
| Telephone Charges             | 27,18,920.00           | 19,05,749.00           |
| Travelling Expenses           | 16,65,927.00           | 46,74,664.45           |
| Treatment Charity to Patients | -                      | 6,13,100.00            |
| Vehicle Maintanance           | 34,75,831.00           | 68,89,787.53           |
| Water Charges                 | 31,000.00              | 4,08,242.00            |
| <b>TOTAL</b>                  | <b>29,96,83,107.61</b> | <b>35,83,04,901.03</b> |

**SCHEDULE V**

**EDUCATION MATERIAL EXPENSE**

|                              |                       |                       |
|------------------------------|-----------------------|-----------------------|
| Laboratory Expenses          | 10,64,783.00          | 20,64,969.00          |
| Registration And Application | 84,59,975.00          | 2,22,86,351.00        |
| Students Fund                | 30,000.00             | 7,52,660.00           |
| Cost of Medicine Sold        | 5,35,83,900.09        | 6,18,06,334.12        |
| Uniform Expenses             | 5,46,162.00           | -                     |
| <b>TOTAL</b>                 | <b>6,36,84,820.09</b> | <b>8,69,10,314.12</b> |

**SCHEDULE W**

**FINANCE CHARGE**

|                                  |                     |                       |
|----------------------------------|---------------------|-----------------------|
| Interest and Bank Charges        | 4,32,862.67         | 3,71,504.29           |
| Interest on Term Loan            | 4,09,993.00         | 51,89,871.00          |
| Interest on Vehicle Loan         | 70,624.00           | 83,973.00             |
| Interest on Working Capital Loan | 86,89,710.20        | 60,93,505.54          |
| Bank Guarantee Commission        | 3,86,084.00         | 28,04,827.00          |
| <b>TOTAL</b>                     | <b>99,89,273.87</b> | <b>1,45,43,688.83</b> |

**SCHEDULE X**

**MEDICINE EXPENSES**

|                                     |                        |                       |
|-------------------------------------|------------------------|-----------------------|
| Biomedical Waste                    | -                      | 1,78,210.00           |
| Consumable Medical                  | 3,15,83,132.19         | 3,09,19,371.77        |
| Consumable Others                   | 89,77,158.00           | 51,28,998.82          |
| Consumables - Radiology             | 18,82,331.00           | 21,98,675.00          |
| Cost of Medicine Sold               | 79,33,818.00           | 1,44,72,601.00        |
| Karunya Loss                        | -                      | 76,800.00             |
| Lab Expense                         | 13,31,576.00           | 1,07,84,471.00        |
| Medical Camp Expenses               | 3,60,620.00            | 67,20,244.00          |
| Medicine Consumed                   | 2,69,12,085.70         | 2,09,88,327.91        |
| Office Maintanance                  | -                      | -                     |
| Oxygen Consumption                  | 57,35,093.00           | 39,54,441.00          |
| Raksha TPA Pvt Ltd Loss             | -                      | 24,604.00             |
| Vidhal Health TPA Pvt.LTD Loss      | -                      | 16,523.00             |
| CME Others                          | -                      | 75,000.00             |
| Lab Expenses Reagent                | 1,67,66,299.00         | -                     |
| Lab Expenses Others                 | 598.00                 | -                     |
| Consumable Biomedical               | 5,06,667.00            | -                     |
| Consumable Electrical & Electronics | 3,42,944.00            | -                     |
| <b>TOTAL</b>                        | <b>10,23,32,321.89</b> | <b>9,55,38,267.50</b> |



**SCHEDULE Y**  
**OTHER EXPENSE**

|              |   |                    |
|--------------|---|--------------------|
| Donation     | - | 3,16,761.00        |
| <b>TOTAL</b> | - | <b>3,16,761.00</b> |

**SCHEDULE Z**  
**STAFF EXPENSE**

|   |                        |                        |
|---|------------------------|------------------------|
| Employers Contribution to ESI                       | 28,52,619.00           | 33,72,784.00           |
| Employer's Contribution to PF                       | 48,78,234.00           | 56,17,283.00           |
| Employer's Contribution Towards Workers Welfarefund | 7,680.00               | 7,920.00               |
| ESI Penalty   | 31,597.00              | 12,266.00              |
| Gratuity  | 1,11,35,273.00         | 1,04,71,957.00         |
| Honorarium  | 1,88,000.00            | 1,44,000.00            |
| Interest Payable on PF Refund                       | 1,88,783.00            | 5,74,094.00            |
| Linked Insurance                                    | -                      | 90,807.00              |
| PF Administration Charge                            | 3,37,958.00            | 3,21,569.00            |
| Provident Fund Penalty Paid                         | 11,642.00              | 25,42,011.00           |
| Salary and Allowances to docots and staff           | 9,44,65,110.00         | 38,80,58,696.00        |
| Salary & Wages                                      | 26,45,78,592.00        | -                      |
| Salary-Emergency Doctors                            | 1,51,20,000.00         | -                      |
| Staff Welfare Fund                                  | 22,364.00              | 1,52,043.00            |
| Stipend to Housesurgeons                            | 91,53,434.00           | 77,33,073.00           |
| Uniform Expense                                     | 2,11,630.00            | 4,67,977.00            |
| Wages   | 10,44,564.00           | 7,33,328.00            |
| Allowances to Casual Workers                        | 3,03,359.00            | -                      |
| administration expense-                             | 6,197.00               | -                      |
| Consultancy charge                                  | 2,26,01,017.00         | -                      |
| HRA Allowance                                       | 1,77,899.00            | -                      |
| <b>TOTAL</b>  | <b>42,73,15,952.00</b> | <b>42,02,99,808.00</b> |

*as*



Principal  
KMCT Medical College  
Manassery P.O.  
Kozhikode

**KMCT MEDICAL COLLEGE & HOSPITAL**  
**A unit of Kunnitharuvai Memorial Charitable Trust**  
**MANASSERY P.O. MUKKOM, CALICUT - 673 602**

Fixed Asset Schedule for the year ended 31st March 2021

**SCHEDULE I**

| Assets                       | WDV as on<br>01.04.2020 | Addition             |                     | Deletion           | Total               | Depreciation |                       | WDV as on<br>31.03.2021 |
|------------------------------|-------------------------|----------------------|---------------------|--------------------|---------------------|--------------|-----------------------|-------------------------|
|                              |                         | Before<br>30.09.2020 | After<br>30.09.2020 |                    |                     | Rate         | Amount                |                         |
| Land and Land Development    | 4,74,21,176             | 40,000               |                     |                    | 4,74,61,176         | 0%           |                       | 4,74,61,176             |
| Building                     | 21,11,93,302            | 85,46,725            | 3,33,64,050         |                    | 25,31,04,077        | 10%          | 2,36,42,205.00        | 22,94,61,872            |
| Furniture & Fittings         | 5,68,76,676             | 8,86,980             | 15,60,363           |                    | 5,93,24,019         | 10%          | 58,54,384.00          | 5,34,69,635             |
| Computer & Accessories       | 66,63,204               | 7,66,903             | 29,16,889           |                    | 1,03,46,996         | 40%          | 35,55,420.00          | 67,91,576               |
| Plant & Machinery            | 14,23,64,451            | 1,15,58,013          | 2,04,67,042         | 15,30,211          | 17,28,59,295        | 15%          | 2,43,93,866.00        | 14,84,65,429            |
| Website                      | 6,14,494                | 70,800.00            | 7,54,450.00         |                    | 14,39,744           | 25%          | 2,65,630.00           | 11,74,114               |
| Software                     | 23,52,796               |                      | 35,75,400.00        |                    | 59,28,196           | 40%          | 16,56,198.00          | 42,71,998               |
| Library Books                | 23,96,555               | 4,98,931.00          | 5,01,672.00         |                    | 33,97,158           | 40%          | 12,58,529.00          | 21,38,629               |
| Work in Progress<br>Building | 85,46,725               |                      | 1,10,84,217         | 85,46,725          | 1,10,84,217         | 0%           |                       | 1,10,84,217             |
| <b>GRAND TOTAL</b>           | <b>47,84,29,378</b>     | <b>2,23,68,352</b>   | <b>7,42,24,083</b>  | <b>1,00,76,936</b> | <b>56,49,44,877</b> |              | <b>6,06,26,232.00</b> | <b>50,43,18,645</b>     |



Principal  
 KMCT Medical College  
 Manassery P.O.  
 Kozhikode

**2019-20**

# KMCT MEDICAL COLLEGE & HOSPITAL


A unit of Kunhitharuvai Memorial Charitable Trust  
Manassery P.O, Mukkom, Kozhikode -673 602

## BALANCE SHEET AS AT 31ST MARCH 2020

| SOURCE OF FUND                            | SCH | For the year ended |                     | For the year ended |                    |
|---|-----|--------------------|---------------------|--------------------|--------------------|
|   |     | 31-03-2020         | Rs                  | 31-03-2019         | Rs                 |
|   |     | Ps                 |                     | Ps                 |                    |
| <b>CAPITAL FUND</b>                       |     |                    | 1,000               |                    | 1,000              |
| <b>RESERVES AND SURPLUS</b>               |     |                    |                     |                    |                    |
| Capital Reserve                           | A   |                    | 5,933               |                    | 5,933              |
| Surplus / Deficit                         | B   |                    | (7862,94,064)       |                    | (8217,96,772)      |
| <b>LOANS AND BORROWINGS</b>               |     |                    |                     |                    |                    |
| From Trustees and Relatives               | C   |                    | 18,31,565           |                    |                    |
| From Banks                                | D   |                    | 731,13,462          |                    | 843,19,140         |
| Deposits                                  | E   |                    | 2975,34,944         |                    | 2997,38,050        |
| <b>CURRENT LIABILITIES AND PROVISIONS</b> |     |                    |                     |                    |                    |
| Sundry Creditors & Other Payables         | F   |                    | 2380,49,595         |                    | 2739,99,566        |
| Credit Balance In Bank Accounts           | G   |                    | 2476,25,579         |                    | 766,47,714         |
| Inter-Institutions Transfers ( Contra )   | H   |                    | 11548,13,544        |                    | 10465,88,947       |
| <b>Total</b>                              |     |                    | <b>12266,81,559</b> |                    | <b>9595,03,578</b> |
| <b>APPLICATION OF FUNDS</b>               |     |                    |                     |                    |                    |
| <b>FIXED ASSETS</b>                       | I   |                    | 4784,29,381         |                    | 4732,95,233        |
| <b>CURRENT ASSETS, LOANS AND ADVANCES</b> |     |                    |                     |                    |                    |
| Stock of Medicines, Chemicals etc         |     |                    | 140,81,546          |                    | 94,85,895          |
| Fees Receivable                           | J   |                    | 1246,30,270         |                    | 566,99,078         |
| Advance To Suppliers                      | K   |                    | 106,58,822          |                    | 60,06,745          |
| Deposits                                  | L   |                    | 184,08,185          |                    | 94,53,127          |
| Prepaid Expenses                          |     |                    | 12,10,771           |                    | 32,38,476          |
| Other Advances                            | M   |                    | 871,86,413          |                    | 713,46,741         |
| Sundry Debtors                            | N   |                    | 1333,73,952         |                    | 915,93,209         |
| <b>CASH AND BANK BALANCES</b>             |     |                    |                     |                    |                    |
| a) Bank Balances                          |     |                    |                     |                    |                    |
| In Fixed Deposits                         | O   |                    | 1954,54,316         |                    | 1803,80,016        |
| In Current Accounts                       | P   |                    | 1569,86,748         |                    | 525,79,486         |
| b) Cash in Hand                           |     |                    | 62,61,155           |                    | 54,25,572          |
| Inter-Institutions Transfers ( Contra )   |     |                    |                     |                    |                    |
| <b>Total</b>                              |     |                    | <b>12266,81,559</b> |                    | <b>9595,03,578</b> |

Accounting Policies & Notes to Accounts form part of accounts

Dr K Navas KM  
Trustee



*(Handwritten signature)*

Principal  
KMCT Medical College  
Manassery P.O.  
Kozhikode

This is the Balance sheet referred to in our report of even date.

For R.G.N. PRICE & CO.  
Chartered Accountants

NEERAJ S  
Partner

M.No.228055, FR No.0027855

22-12-20



# KMCT MEDICAL COLLEGE & HOSPITAL

A unit of Kunhitharuvai Memorial Charitable Trust

Manassery P.O, Mukkom, Kozhikode -673 602

**PROFIT & LOSS ACCOUNT FOR THE YEAR ENDED 31-03-2020**

| Particulars                              | SCH<br>No | For the year<br>ended 31-03-20 |    | For the year<br>ended 31-03-19 |    |
|--|-----------|--------------------------------|----|--------------------------------|----|
|  |           | Rs                             | Ps | Rs                             | Ps |
| <b><u>INCOME</u></b>                     |           |                                |    |                                |    |
| Tuition Fees                             | Q         | 4889,34,570                    |    | 4326,75,780                    |    |
| Other Income                             | R         | 213,99,213                     |    | 593,53,289                     |    |
| Hospital income from Sale of Medicines   | S         | 1313,10,049                    |    | 763,93,547                     |    |
| Hospital income from Dept & other income | T         | 4242,39,859                    |    | 2321,49,288                    |    |
| <b>Total</b>                             |           | <b>10658,83,691</b>            |    | <b>8005,71,904</b>             |    |
| <b><u>EXPENDITURE</u></b>                |           |                                |    |                                |    |
| Administration charges                   | U         | 3583,04,901                    |    | 1334,43,969                    |    |
| Educational Material & Expense           | V         | 869,10,314                     |    | 729,03,428                     |    |
| Stock Differential                       |           | (45,95,651)                    |    | (13,90,391)                    |    |
| Finance charges                          | W         | 145,43,681                     |    | 161,74,199                     |    |
| Medicine Expenses                        | X         | 955,38,268                     |    | 785,17,292                     |    |
| Other Expenses                           | Y         | 3,16,761                       |    | 3,72,000                       |    |
| Staff Expense                            | Z         | 4202,99,808                    |    | 4273,12,519                    |    |
| Depreciation                             |           | 590,62,899                     |    | 589,69,983                     |    |
| <b>Total</b>                             |           | <b>10303,80,980</b>            |    | <b>7863,02,998</b>             |    |
| <b>Profit For the Year</b>               |           | <b>355,02,711</b>              |    | <b>142,68,906</b>              |    |

Accounting Policies & Notes to Accounts form part of accounts

This is the Profit & Loss account referred to in our report of even date.

Dr Navas K.M.  
Trustee



For R.G.N. PRICE & CO.  
Chartered Accountants




NEERAJ. S  
Partner  
M.No.228055, FR No.0027855

22.12.20

Principal  
KMCT Medical College  
Manassery P.O.  
Kozhikode

**KMCT MEDICAL COLLEGE & HOSPITAL**  
A unit of Kunhitharuvai Memorial Charitable Trust  
Manassery P.O, Mukkom, Kozhikode -673 602  
**DETAILS OF SCHEDULES TO BALANCE SHEET AS AT 31.03.2020**

| PARTICULARS                                   | For the year ended<br>31-03-2020 | For the year ended<br>31-03-2019 |
|---|----------------------------------|----------------------------------|
|   | Rs<br>Ps                         | Rs<br>Ps                         |
| <b>SCHEDULE - A</b>                           |                                  |                                  |
| Capital Reserve                               | 5,933                            | 5,933                            |
| <b>TOTAL</b>                                  | <b>5,933</b>                     | <b>5,933</b>                     |
| <b>SCHEDULE - B</b>                           |                                  |                                  |
| <b>SURPLUS/ DEFICIT</b>                       |                                  |                                  |
| Opening Balance                               | (8217,96,772)                    | (8360,65,678)                    |
| Add: Profit during the year                   | 355,02,708                       | 142,68,906                       |
| <b>TOTAL</b>                                  | <b>(7862,94,064)</b>             | <b>(8217,96,772)</b>             |
| <b>SCHEDULE - C</b>                           |                                  |                                  |
| <b>LOAN FROM TRUSTEES &amp; RELATIVES</b>     |                                  |                                  |
| Loan From P M Musthafa                        | 1,50,000                         | -                                |
| Loan From Yasmin Musthafa & Musthafa P M      | 15,00,000                        | -                                |
| Moidu's Medicare Pvt.Ltd                      | 1,81,565                         | -                                |
| <b>TOTAL</b>                                  | <b>18,31,565</b>                 | <b>-</b>                         |
| <b>SCHEDULE - D</b>                           |                                  |                                  |
| <b>LOAN FROM BANKS</b>                        |                                  |                                  |
| PNB Term Loan A/c No. 425800IF00000017        | -                                | 555,53,958                       |
| P N B Vehicle Loan A/c No.425800NG04002800    | -                                | 7,55,914                         |
| P N B Vehicle Loan A/c No.425800NG04002712    | -                                | 2,41,920                         |
| Term Demand Loan Pnb A/c No. 425800PC23004528 | 476,31,287                       | -                                |
| Term Loan PNB- A/c No. 425800IF00000017       | 254,82,175                       | -                                |
| PNB Demad Loan A/c NO. 425800PC23004272       | -                                | 270,11,466                       |
| Term Loan VL A/c NO. 425800NG04002846         | -                                | 7,55,882                         |
| <b>TOTAL</b>                                  | <b>731,13,462</b>                | <b>843,19,140</b>                |
| <b>SCHEDULE - E</b>                           |                                  |                                  |
| <b>DEPOSITS</b>                               |                                  |                                  |
| Caution Deposit MBBS 2008                     | -                                | 56,500                           |
| Caution Deposit MBBS 2009                     | -                                | 1,93,500                         |
| Caution Deposit MBBS 2010                     | -                                | 1,22,000                         |
| Caution Deposit MBBS 2011                     | -                                | 4,30,000                         |
| Caution Deposit MBBS 2012                     | 6,49,500                         | 9,92,500                         |
| Caution Deposit MBBS 2013                     | 73,000                           | 15,00,000                        |

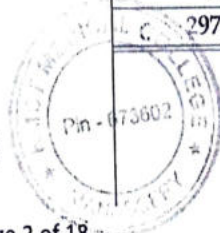
  
  
Principal  
KMCT Medical College  
Manassery P.O  
Kozhikode  


|                                       |                    |                    |
|---------------------------------------|--------------------|--------------------|
| Caution Deposit MBBS 2014             | 15,00,000          | 15,00,000          |
| Caution Deposit MBBS 2015             | 15,00,000          | 15,00,000          |
| Caution Deposit MBBS 2016             | 30,00,000          | 30,00,000          |
| Caution Deposit MBBS 2017             | 30,00,000          | 30,00,000          |
| Caution Deposit MBBS 2018             | 20,00,000          | 20,00,000          |
| Caution Deposit MBBS 2019             | 30,00,000          | -                  |
| Caution Deposit M S Ortho 2015        | -                  | 30,000             |
| Caution Deposit M S Ortho 2016        | -                  | 15,000             |
| Caution Deposit MS Ortho( P G)-2017   | -                  | 15,000             |
| Caution Deposit PG-2018               | 45,000             | 45,000             |
| Caution Deposit PG 2015               | 10,000             | -                  |
| Caution Deposit PG 2016               | 15,000             | -                  |
| Caution Deposit PG 2017               | 15,000             | -                  |
| Caution Deposit PG 2019               | 15,000             | -                  |
| Hostel Caution Deposit MBBS 2008      | -                  | 70,300             |
| Hostel Caution Deposit MBBS 2009      | -                  | 2,20,750           |
| Hostel Caution Deposit MBBS 2010      | -                  | 2,77,500           |
| Hostel Caution Deposit MBBS 2011      | -                  | 2,92,500           |
| Hostel Caution Deposit MBBS 2012      | 4,26,500           | 6,70,500           |
| Hostel Caution Deposit MBBS 2013      | 6,22,500           | 6,30,000           |
| Hostel Caution Deposit MBBS 2014      | 8,64,000           | 8,64,000           |
| Hostel Caution Deposit MBBS 2015      | 7,83,000           | 7,83,000           |
| Hostel Caution Deposit MBBS 2016      | 2,00,000           | 2,00,000           |
| Hostel Caution Deposit MBBS-2017      | 11,93,000          | 11,88,000          |
| Hostel Caution Deposit MBBS-2018      | 4,85,000           | 4,85,000           |
| Hostel Caution Deposit Mbbs-2019      | 7,50,000           | -                  |
| Refundable Interest Free Deposit 2008 | 25,00,000          | 25,00,000          |
| Refundable Interest Free Deposit 2010 | 57,50,000          | 57,50,000          |
| Refundable Interest Free Deposit 2011 | 145,00,000         | 145,00,000         |
| Refundable Interest Free Deposit 2012 | 25,00,000          | 180,00,000         |
| Refundable Interest Free Deposit 2013 | 254,50,000         | 299,50,000         |
| Refundable Interest Free Deposit 2014 | 586,12,000         | 586,12,000         |
| Refundable Interest Free Deposit 2015 | 8,45,000           | 8,45,000           |
| Refundable Interest Free Deposit 2016 | 1463,00,000        | 1463,00,000        |
| Rent Advance Received                 | 1,00,000           | -                  |
| Tuition Fee advance from MBBS UG 2016 | 125,58,550         | -                  |
| Tuition Fee advance from MBBS UG 2017 | 13,32,536          | -                  |
| Tuition Fee advance from MBBS UG 2018 | 20,000             | -                  |
| Tuition Fee advance from MBBS UG 2019 | 22,47,578          | -                  |
| Tuition Fee advance from MBBS PG 2018 | 36,150             | -                  |
| Tuition Fee advance from MBBS PG 2019 | 36,630             | -                  |
| Canteen Deposit                       | 32,00,000          | 32,00,000          |
| <b>TOTAL</b>                          | <b>2975,34,944</b> | <b>2997,38,050</b> |

**SCHEDULE OF  
SUNDRY CREDITORS & OTHER PAYABLES**

Accrued Medical Solution

15,671




*Handwritten signature*  
KMC Medical College  
Manipal  
Kozhikode

|                                       |           |           |
|---------------------------------------|-----------|-----------|
| Accura Medicharts                     | 21,269    | 30,096    |
| Ad Tr                                 | -         | 80,948    |
| A-One Offset Prints                   | 37,038    | -         |
| A 4 All                               | 6,74,657  | 2,07,902  |
| A J Enterprises                       | 45,654    | 667       |
| A K M Surgical Co.                    | 24,270    | 3,24,820  |
| A.J.Pharma                            | 4,875     | -         |
| A.K.M.Surgical Co.                    | 18,314    | -         |
| A4 All Diagnostics Distributors       | 9,830     | 18,967    |
| AB Associates                         | 1,21,315  | 21,715    |
| ABN Pharmaceutical & Surgical         | 62,226    | -         |
| Abdul Hameed                          | 23,100    | 33,000    |
| Abdul Jabbar V.K                      | 12,800    | 12,800    |
| ASD Hospital Needs                    | -         | 84,538    |
| Advance From Patients                 | -         | 2,13,509  |
| Advance to BPCL ECMS - (DIESEL)       | -         | 261       |
| Agfa Healthcare India Pvt.Ltd         | 63,602    | 63,602    |
| Agni Security & Enterprises           | -         | 11,100    |
| Airtech Climate Solution              | 700       | 1,51,802  |
| AKM Surgical Co.                      | 1,10,956  | 4,133     |
| Akshaya Pharmaceuticals               | 88,526    | 1,98,053  |
| Al Naco Agencies                      | 50,488    | -         |
| Alfa Agencies                         | 26,92,681 | 12,38,134 |
| Alliance Pharma                       | 5,53,000  | 2,87,402  |
| Alchemy Health Care                   | 5,971     | -         |
| Allied Medical Agencies               | 6,10,245  | 3,84,032  |
| Allied Health Service                 | 28,351    | -         |
| Allengers Medical System Ltd          | 20,200    | -         |
| Amar Enterprises                      | -         | 3,612     |
| Ambalapatta Bricks                    | 26,140    | 16,844    |
| Amruth Diagnostics, Calicut           | 69,543    | -         |
| Amfa Drugs                            | 1,932     | -         |
| Anand Drug Lines                      | 6,60,422  | 1,67,409  |
| Anand Oxygen India (P) Ltd            | -         | 26,447    |
| Anas Fabricators                      | 1,30,047  | 2,30,047  |
| Anoop K K(Painter)                    | 14,150    | 2,41,667  |
| Anu Radha.                            | 50,378    | 30,114    |
| Anuradha Textiles                     | 49,418    | 44,579    |
| Aosta Software Technologies India Ltd | 2,13,140  | -         |
| Appu Tipper Service                   | -         | 2,341     |
| Apex Medical Suppliers,Malappuram     | 28,952    | 12,600    |
| Armoor Sportswear & Uniforms          | -         | 13,600    |
| Armi Pharma                           | 4,11,930  | 2,26,775  |
| Airtech Climate Solution              | 3,60,375  | -         |
| Ashok Drugs(Wholesale)                | 31,777    | 73,800    |
| Associated Clinical Aids Pvt Ltd      | 1,47,723  | 28,625    |
| Aswathy Agencies                      | 1,35,717  | 1,585     |



|  |          |          |
|--|----------|----------|
| Aswini Agencies                        | 2,70,936 | -        |
| Aswini Associates                      | 1,95,996 | 4,27,240 |
| Aswini Health Specialities             | 54,290   | 52,000   |
| Axis Medical Systems                   | 1,07,548 | 23,909   |
| Aztech Agencies                        | 85,597   | 85,597   |
| Advance Received from Debtors          | -        | 1,70,654 |
| Biocare Diagnostics                    | 4,05,503 | 3,88,691 |
| B & C Insustries                       | 24,299   | -        |
| Bal Tyres                              | 30,000   | -        |
| Bright Alluminium Fabricat             | 30,800   | -        |
| Baba Drug House                        | 24,960   | 24,960   |
| Baby Surgicals                         | 2,00,000 | -        |
| Bala Pipes                             | 1,56,053 | 4,12,984 |
| Base Medical System                    | 2,30,171 | 4,09,220 |
| Bazooka Prints                         | 2,11,006 | 1,08,734 |
| Bazooka Graphics                       | 79,994   | -        |
| Bharath Sanchar Nigam Limited          | 39,363   | 16,958   |
| Bhavan Surgicals                       | -        | 17,583   |
| Bhavana Offset & Computer Forms        | -        | 38,188   |
| Bhavana Offset Press                   | 1,58,204 | -        |
| Bee Jay Traders                        | 1,37,750 | -        |
| Bio Dagnostics                         | -        | 75,414   |
| Bio Implants India (P)Limited          | 21,315   | 32,103   |
| Bio Logic Solutions                    | 1,20,334 | 42,784   |
| Biocare Diagnostics                    | 1,91,749 | -        |
| Biocoenosis Envirotech                 | -        | 18,521   |
| Bio-Tech Enterprises                   | -        | 1,000    |
| Bio-Diagnostics                        | 25,788   | 1,19,342 |
| Biomed Instrumentation Private Limited | 10,788   | 20,800   |
| Bions Medical System                   | 8,328    | 8,850    |
| Biotechnika                            | 4,592    | 0        |
| BKT Tipper Services                    | 57,236   | 43,756   |
| Boyel Pharma                           | -        | 8,960    |
| Bright Alluminium Fabricators          | -        | 35,750   |
| BSNL                                   | 21,959   | 28,329   |
| By Pharma                              | 45,573   | 93,909   |
| Clarity Medical Pvt.Ltd                | 17,900   | -        |
| Endure System                          | -        | 1,08,360 |
| Lakshmi Surgicals                      | 2,569    | 2,569    |
| Malabar Lab Solution                   | -        | 34,352   |
| New Star Offset Press                  | -        | 46,991   |
| C J Drugs                              | -        | 22,518   |
| CMA Medical Supports                   | 17,574   | 33,634   |
| Calicut Bio Medicals                   | -        | 2,800    |
| Calicut Biomedicals                    | 6,935    | 10,664   |
| Calicut Biotechnika                    | 1,25,679 | 31,968   |
| Calicut Biomedicals,Areacode           | 10,080   | 11,395   |



|   |           |           |
|---|-----------|-----------|
| Calicut Book Distributors                     | 9,51,443  | 14,99,041 |
| Calicut Drug Lines                            | 68,759    | 94,887    |
| Calicut Pharmaceuticals                       | 19,983    | 11,384    |
| Calicut Surgicals                             | 63,868    | 14,114    |
| Calicut Tower                                 | -         | 7,094     |
| Cardio Consumables Pvt.Ltd                    | 3,658     | 54,978    |
| Cardis Health Technologies                    | 4,44,000  | 7,63,500  |
| Cardia Health Care                            | -         | 2,30,468  |
| Caregroup Sight Solution Pvt.Ltd              | 9,856     | -         |
| Carl Zeiss India(Bangalore)                   | -         | 12,500    |
| CBM Surgicals                                 | 62,879    | 19,730    |
| Central Associates                            | 13,801    | 20,702    |
| Cee Cee's Paper Mart                          | 17,523    | -         |
| Cental Agencies, Calicut                      | 2,92,228  | -         |
| Chandramohan (Canteen)                        | 40,88,254 | 20,84,541 |
| Chandran Nair(Tile Work)                      | 883       | 883       |
| Chemeia Life Care                             | 2,520     | 2,520     |
| Chemind Chemicals                             | 62,935    | 16,932    |
| Chennai Surgical & Biomedicals                | 17,052    | 7,336     |
| Chithra Agencies                              | 2,28,057  | 1,40,327  |
| City Drugs                                    | 8,096     | -         |
| City Drugs Pharmaceutical Distributors        | 79,040    | 1,14,720  |
| CJM Surgicals                                 | 71,487    | 51,193    |
| CJS Pharma                                    | -         | 2,194     |
| Commercial Enterprises                        | 39,100    | 2,445     |
| Computer Care                                 | 1,20,973  | 72,540    |
| Cosmoz Pharmaceuticals                        | 11,48,656 | 5,67,828  |
| Codepro Systems                               | 8,64,350  | -         |
| CSR Drugs                                     | 40,950    | -         |
| Creditors for others (counters)               | 2,53,414  | 2,53,414  |
| Crystal Technologies                          | -         | 35,000    |
| Cyrix Healthcare Pvt.Ltd                      | 5,000     | -         |
| Cure Line Pharma                              | 15,159    | 6,510     |
| Dr.Lal Path Labs                              | -         | 1,03,370  |
| Dr Navas-Ayurveda Payward Rent                | 6,15,600  | -         |
| Dr Navas -Hospital Payward Rent               | 8,29,440  | -         |
| Derma Aesthetic                               | 48,000    | -         |
| Dermaindia, Chennai                           | 12,912    | -         |
| Diabetik Foot Care India Pvt Ltd              | 1,00,000  | -         |
| Dot Computers, Calicut                        | 92,932    | 1,60,522  |
| DOTic Hearing Solution Pvt.Ltd                | 94,050    | -         |
| Edu Bazar                                     | -         | 8,663     |
| Element Enterprises                           | -         | 1,23,873  |
| E-Max Biogenics                               | 13,198    | 1,01,056  |
| Emergency Medicine Dept                       | 10,000    | 10,000    |
| Environmental Engineers & Consultants Pvt Ltd | -         | 20,800    |
| Endure System                                 | 4,56,420  | -         |

*Handwritten signature*

Principal  
KMCT Medical College  
Manassery P.O.  
Kozhikode



|  |            |             |
|--|------------|-------------|
| Epsilon Diagnostics                                  | 2,01,600   | 67,200      |
| ESI Corporation                                      | -          | 878         |
| ESI Payable  | 3,20,138   | 5,19,183    |
| Electro Tech   | 12,390     | -           |
| Electra  | 19,890     | -           |
| Element Enterprises                                  | 2,41,164   | -           |
| Escon Elevators                                      | -          | 1,440       |
| 2226 Emergency Medicine Dept.                        | 1,70,654   | -           |
| Evergreen Enterprises                                | -          | 13,444      |
| Exalogic Solutions Pvt Ltd                           | -          | 65,524      |
| Examiners Remuneration From KUHS                     | 2,63,750   | 2,00,270    |
| Excel Pharma   | 2,248      | 2,248       |
| Excess Amount Collected to Be Refunded               | 3,12,079   | 1,46,726    |
| Excess Fee Received to be Adjusted - MBBS-2016 Batch | -          | 294,42,900  |
| Excess Fee Received to be Adjusted - MBBS-2017 Batch | -          | 62,85,250   |
| Excellent Surgicals                                  | 1,88,115   | -           |
| Eyedeal Vision                                       | 24,338     | 3,960       |
| Focus Advertising Co.                                | 2,95,197   | 2,79,880    |
| Flood Cess Payable                                   | 88,113     | -           |
| Fridge House   | -          | 19,990      |
| Fathima Hameed                                       | 23,100     | 33,000      |
| GDR Health Care                                      | 21,953     | 65,386      |
| G.H Pharma   | -          | 8,260       |
| Global Agencies                                      | -          | 18,648      |
| Global BioMed  | 6          | 6           |
| Global Drug House                                    | 1,03,031   | 31,248      |
| Good Lands Agencies                                  | 33,519     | 52,807      |
| Govind Oxygen Co                                     | 3,62,468   | -           |
| Grace Med  | 7,32,072   | 16,65,046   |
| Grahams Pharmaceuticals                              | 1,30,321   | 46,186      |
| Grant Received to Be Refunded                        | 2,02,968   | 2,38,410    |
| Gratuity Payable                                     | 702,42,660 | 1020,99,648 |
| Green Offset   | 5,247      | -           |
| Green Vally (Johnson Joseph)                         | 70,686     | 13,711      |
| GST Payable  | 3,67,087   | 4,11,674    |
| G-FAB For Men  | -          | 1,827       |
| Haemolab Equipments                                  | -          | 82,423      |
| Harvay   | 13,899     | 1,534       |
| Health Care  | -          | -           |
| Hebbar Surgical Instruments                          | 13,808     | 13,808      |
| Hindustan Health Care                                | 1,180      | 1,180       |
| Hitech Lab   | 15,723     | 15,723      |
| Hospital Beds  | -          | 19,470      |
| Hospital Needs                                       | 31,808     | -           |
| Hospitech Surgical Industries, Calicut               | 2,925      | 2,925       |
| Hotel Malayalam Gateway                              | 2,000      | 35,387      |
| HOLIDAY MOTHER & CHILD KNIT PRODUCTS INDIA           | 12,915     | -           |



KMCA Medical College  
Mangalore  
Kadavil


|   |           |          |
|---|-----------|----------|
| Hotel Marina Residency                    | -         | 64,643   |
| Hygiene Care                              | 4,41,225  | 60,541   |
| Hykon India (P) LTD                       | 49,000    | 49,000   |
| Idea Cellular Ltd                         | 26,847    | 9,416    |
| Impresso                                  | -         | 1,52,163 |
| Impression - Hording                      | 35,046    | -        |
| Impex Medicare PVT.LTD                    | 768       | -        |
| India Medtronic Pvt.LTD                   | 8,59,325  | -        |
| Indeed Stericare                          | 1,40,734  | 89,356   |
| Indian Surgicals & Medicals               | 29,008    | 29,008   |
| Indo Electricals                          | 91,196    | 23,335   |
| Indo Associates                           | 3,540     | -        |
| Inside Interiors & Furniture Sales Centre | -         | 38,220   |
| Insignia Biomedical                       | 2,51,064  | 2,58,680 |
| Jackson Drug House of Malabar             | 14,94,711 | 3,95,164 |
| Jayaraj Pipes                             | 4,224     | -        |
| Jaihind Surgicals                         | 8,000     | -        |
| Janatha Drugs                             | 1,28,261  | 47,150   |
| Jayaraj Pipe Traders                      | 31,394    | 30,314   |
| Jeyhruday Enterprises                     | 4,01,553  | 4,93,477 |
| JEZ Health Care                           | 20,313    | 13,360   |
| Jins John/Sunprints Digital Colour Press  | 9306      | 78,388   |
| Joshi Engineering Works                   | 270       | 2,773    |
| JV Tech                                   | 2,63,389  | 48,663   |
| J S Pharma                                | -         | 7,650    |
| J.M.Surgicals                             | 209929    | 24,380   |
| Jyothi Drugs                              | 64,085    | 1,05,014 |
| Jyothi Pharma                             | 2,30,719  | 1,96,104 |
| Jyothy Drugs                              | 5,548     | 54,337   |
| K M C T Canteen                           | 997       | -        |
| K Moideenkutty Haji                       | 927       | -        |
| K Sree Care Agencies                      | -         | 927      |
| K T Printers                              | 1,30,754  | 1,55,091 |
| K.M.Parthasarathy & Sons                  | -         | 1,48,437 |
| Kaaizeen Meditech Pvt.LTD                 | -         | 1,54,000 |
| Kadavil Electro Mech. Indul               | 9,440     | 9,440    |
| Karryon Medical                           | 72,842    | -        |
| Kardia Medical Instrumentation            | 5,000     | 9,500    |
| Kerala Commercial Distributors            | 2,56,667  | 49,451   |
| Kerala Diagnosis                          | -         | 20,073   |
| Kerala Drug Distributors                  | 47,404    | 57,048   |
| Kerala Drug House                         | 43,586    | 41,194   |
| Kerala Surgicals, Calicut.                | 36,915    | 1,08,528 |
| Keon Elevator India Pvt Ltd               | 60,858    | -        |
| Kavin Enterpriese                         | 5,04,000  | -        |
| Kurikkal Drug Lines                       | 46,240    | -        |
| KVR Surgical Sales & Services             | 1,02,692  | -        |





|   |           |           |
|---|-----------|-----------|
| Lapic                                       | 3,58,708  | 6,78,598  |
| Lavany Store Kattangal                      | 46,140    | 18,808    |
| Lavanya Metals                              | 42,850    | 26,270    |
| Lavanya Hyper Shop                          | 6,840     | -         |
| Laxmi Enterprises                           | 77,921    | 99,773    |
| Laxmi Rexin House                           | 13,000    | -         |
| Lazhora Medical Cosmetics                   | 8,997     | 12,390    |
| Leonidaz Pharmaceuticals Pvt.Ltd            | 17,958    | -         |
| Lifecare Drugs                              | 85,100    | 7,510     |
| Lifecare Systems                            | 30,540    | -         |
| Life on enterprises                         | 9,606     | -         |
| Lifecare Systems                            | -         | 1,950     |
| Lifeline surgicals                          | 2,26,346  | 38,231    |
| Limas Medical Devices & Diagnostics PVT.LTD | 0         | -         |
| Link Surgical & Medi Systems                | 47,790    | -         |
| Ligs Informatics                            | 8,12,500  | -         |
| Lalsons Electricals                         | 1,050     | -         |
| Listenup India Hearing Solution P.Ltd       | -         | 10,945    |
| LS Drugs & Surgicals                        | 2,434     | 2,434     |
| M.R Associates                              | 4,09,029  | 4,13,148  |
| Madhyamam Daily                             | -         | 7,154     |
| Manoj Pharmaceuticals                       | 37,09,307 | -         |
| Malabar Diagnostics                         | 17,543    | 7,840     |
| Malabar Drug Hosue                          | 3,921     | -         |
| Malabar Lab Solution                        | 1,16,204  | -         |
| Malabar Media                               | 60,133    | -         |
| Malabar Furniture                           | 95,075    | 51,700    |
| Malayala Manorama                           | 24,658    | 24,658    |
| Manoj Pharmaceuticals                       | 10,37,995 | 25,13,117 |
| Manorama Oxygen Pvt Ltd                     | 44,615    | -         |
| Markazs Sunnis Aqafathi Karanthur           | 2,50,000  | 2,50,000  |
| Mas Enterprises                             | 21,11,776 | 12,87,725 |
| Medchem                                     | 104643    | -         |
| Medchem Pharmaceutical Distributors         | 18,093    | 13,970    |
| Medi Care Associates                        | 11214     | 1,134     |
| Medi Care Surgicals                         | 8,623     | 8,623     |
| Medi Drugs                                  | 22,459    | -         |
| Medi Link Enterprises (P) Ltd, Palakkad     | 1,38,638  | 1,09,976  |
| Mediwell Biomedicals                        | 87,141    | -         |
| Medi Link Enterprises PVT.LTD               | 83,013    | -         |
| Medi Pharma                                 | 1,93,690  | 58,466    |
| Medi Pharma Specialty                       | 9,63,213  | 85,418    |
| MediTech Medicines                          | -         | 40,600    |
| Medicare Associates                         | 6,86,028  | 1,43,071  |
| Medico Lifescience                          | 33524     | 33,524    |
| Medical Systems                             | 1,00,800  | -         |
| Medicon Systems                             | -         | 2,655     |

|   |            |           |
|---|------------|-----------|
| Medidove                                      | -          | 5,339     |
| Medilink Enterprises                          | -          | 31,211    |
| Medisafe                                      | 64,135     | 61,741    |
| Medizintek                                    | 22,10,645  | 11,14,742 |
| Meridian Life Care                            | 19,029     | 8,960     |
| Meridium Diagnostics                          | 3,58,000   | -         |
| Metro Chem Laboratories                       | 12,508     | 7,788     |
| MET Healthcare Pvt.Ltd                        | 10,080     | -         |
| Meyon Pharma                                  | 2,19,386   | 4,99,186  |
| Meyon Drugs, Kozhikode                        | 22,584     | -         |
| M J Power Solutions                           | 37,000     | -         |
| Micro Lab Equipments                          | 2,02,114   | 1,29,639  |
| Micro Health Laboratories                     | 3,66,209   | -         |
| Microbiological Labo.Resr. & Ser.             | 82,386     | 31,440    |
| Minu Pharmaceuticals                          | 48,160     | -         |
| Midas Health Care                             | 18,18,823  | 17,59,218 |
| Miscellaneous Advance                         | -          | 27,800    |
| Mix Graphics                                  | -          | 87,580    |
| Mohan's Electronics & Illuminators            | 2,564      | 2,564     |
| Moidu's Medicare Pvt Ltd.                     | 17,00,000  | -         |
| M.R Associates                                | 71,316     | -         |
| Ms Surgicals                                  | 3,14,387   | 2,17,046  |
| MS Technologies                               | 3,40,000   | -         |
| Mukkom Municipality                           | 103,66,789 | -         |
| Muhammed Parakkal -Building Rent              | -          | 40,000    |
| Muhammed Fazil- Building Rent                 | 16,500     | -         |
| N K Furnishing                                | 41,878     | 14,499    |
| Nandanam Agencies                             | 33,193     | 5,99,232  |
| New Associated Pharma                         | 66,763     | -         |
| New India Surgicals & Chemicals               | 7,569      | -         |
| Next Gen Pharma                               | -          | 1,181     |
| Nexba Health Care Marketing & Service Pvt Ltd | 2,576      | -         |
| Nidra Associates                              | 12,022     | 12,022    |
| Nandanam Agencies                             | 3,32,543   | -         |
| Nandana Surgicare                             | 78,047     | -         |
| Nano Therapeutics Pvt Ltd                     | 598,031    | -         |
| Niram Offset-Printers                         | 26,641     | 34,139    |
| Nuclear Surgicals                             | 73,481     | 76,057    |
| Omega Trade Links                             | 5,340      | 20,462    |
| Open Biomedicals                              | -          | 4,154     |
| Orison Pharmaceutical Distributors            | 5,10,947   | 3,12,317  |
| Ospicare                                      | -          | 13,776    |
| Osseous Health Care Pvt Ltd                   | -          | 4,928     |
| Other Expenses Payable                        | 23,22,318  | 22,43,797 |
| Othayamangalath Tiles                         | 45,833     | -         |
| Other Receivables                             | 7,970      | -         |
| Otic Hearing Solution Pvt.Ltd                 | -          | 45,650    |



|  |            |            |
|--|------------|------------|
| OXE Distributors                                     | 1,05,909   | -          |
| OP Patient Balance                                   | 3,850      | 3,850      |
| PMH Motors   | -          | 5,691      |
| Pilot Store  | 3,057      | -          |
| P M K Building                                       | 63,032     | 1,89,096   |
| Para Military Ex-Servicemen Security Service Society | 1,05,676   | -          |
| ParaMilitary Exservicesmen Security Service Society  | -          | 68,924     |
| Face Marketing Services                              | 29,042     | -          |
| Parayil Pharma                                       | 9,853      | 9,853      |
| Palakkad Surgicals                                   | 7,906      | -          |
| Pas Medi Services                                    | 52,640     | -          |
| Pest Control India                                   | -          | 10,856     |
| Penta Agencies                                       | 29,925     | -          |
| Pharma Care  | 3,71,321   | 62,579     |
| Pharma Point   | 21,846     | 64,791     |
| Pavithran & Murali                                   | -          | 1,27,440   |
| PMH Motors   | 56,521     | -          |
| Powerline Electricals                                | -          | 24,860     |
| Powerica   | 22,20,000  | -          |
| Poly Electricals                                     | 4,700      | -          |
| Prasoon Industrials                                  | 4,75,413   | 1,10,256   |
| Prathosh Medico                                      | 2,71,818   | 3,58,657   |
| Praxis Health Technologies                           | 1,11,360   | 2,33,870   |
| Professional Charges Payable                         | 1,19,250   | 1,13,549   |
| Professional Tax Payable                             | 8,44,280   | -          |
| Prompt Solutiond Pvt Ltd                             | 1,35,056   | 1,28,622   |
| Prompt Suppliers                                     | 14,05,937  | 5,78,250   |
| Provident Fund Payable ( HPL,Khirc,WCH & All Colleg  | 41,92,406  | 113,62,168 |
| Provident Fund Penalty                               | 314,91,542 | 314,91,542 |
| Pump Gallery   | 31,820     | 31,820     |
| Pushkaran  | 1,39,104   | 4,22,616   |
| Quality Health Care                                  | 6,692      | 6,692      |
| R.D.Surgicals, Calicut                               | 12,980     | 12,980     |
| R.G.N. Price & Co.                                   | 3,69,000   | 6,30,000   |
| Raghulal Agencies                                    | -          | 6,423      |
| Raghulal Pharma, Kozhikode                           | 39,980     | -          |
| Real Care Tech                                       | 42,480     | 56,153     |
| Receipe Drugs  | 12,99,975  | 4,75,480   |
| Reena Engineering Company                            | -          | 448        |
| Ron Lab Chemicals                                    | 6,925      | -          |
| Running Traders                                      | 84,120     | 27,553     |
| S J Care   | 97,852     | 60,956     |
| S N Cement   | -          | 3,61,800   |
| S R Drugs  | 2,58,486   | 1,10,494   |
| Sanmed Technologies                                  | 7,392      | -          |
| Saaradha Electrical Engineers                        | -          | 15,164     |
| Safe India Marketing Services                        | 15,104     | -          |



|  |            |            |
|--|------------|------------|
| Sahajanand Medical Technologies PVT.LTD  | 1,14,290   | 11,89,837  |
| Sahajanand Laser Technology LTD          | 6,09,274   | -          |
| Salaries Payable                         | 143,55,994 | 135,03,267 |
| Salaries Payable Admn                    | 138,28,156 | 151,21,897 |
| Salary Payable- Doctors- Emergency Dept  | 27,58,925  | 14,54,234  |
| Salary Payable -Security Staff           | 8,40,313   | 9,95,592   |
| Sandor Medicaids PVT LTD                 | -          | 12,338     |
| Sas Tiles & Granites                     | -          | 39,198     |
| Secumax                                  | 4,04,470   | -          |
| Security Deposit - Canteen               | 7,00,000   | 7,00,000   |
| Security Deposit Coffee Shop             | 2,00,000   | 2,00,000   |
| Security Deposit From Andhra Bank        | 2,23,560   | 2,23,560   |
| Seven Sigma Health Care Solutions P.Ltd. | 1,00,000   | -          |
| Sharan Sleep & Respiratory Care          | 9,100      | 16,800     |
| Shibumi Medical Systems                  | 10,000     | 11,000     |
| Shymma Surgicals                         | 79,685     | -          |
| Silver Drugs                             | 35,775     | 34,533     |
| Smith Safety Service                     | 18,551     | 18,551     |
| S.N.Cement Marketing                     | 2,61,000   | -          |
| Snaps Medical Solutions                  | 97,160     | -          |
| Sona Drugs & Surgicals                   | 1,969      | 1,969      |
| Soorya Life Care                         | 49,625     | 35,809     |
| South North Medicals                     | 1,66,600   | 57,820     |
| Space Marketing Solutions                | 14,410     | 13,959     |
| Speciality Surgicals & Medicals          | 4,58,086   | 4,38,455   |
| Sree Gokulam Health Care Pvt.LTD         | 51,920     | 8,960      |
| Sree Sasthaa Scientific Company          | -          | 1,489      |
| Sreekala Oxygen Co. Thenhippalam         | 5,43,828   | 4,75,266   |
| Sreekala Oxygen Company                  | 1,76,226   | 94,182     |
| Sri Kulandaiswamy Surgicals              | 2,15,040   | 1,07,520   |
| Sri Ram Associates                       | 68,784     | 83,419     |
| Star surgicals                           | 2,285      | 82,621     |
| Steel Tech Cort Solutions                | 65,000     | 11,36,000  |
| Steel Way                                | 25,491     | -          |
| Stipend Payable to Housesurgeons         | 5,66,889   | 6,17,847   |
| Stryker India Pvt.Ltd                    | -          | 55,934     |
| Sun Enterprises                          | 5,51,844   | 3,22,270   |
| Sunada Associates                        | 1,41,263   | 25,033     |
| Sunada Enterprises                       | 43,111     | 3,85,899   |
| Sunanda Associates, Calicut              | 8,71,413   | 5,21,747   |
| Sunanda Enterprises                      | 6,76,644   | -          |
| Sunitha Sales & Services                 | -          | 33,433     |
| Super Drug Lines                         | 31,160     | 89,998     |
| Surgi Tech India                         | 70,522     | -          |
| Surgilink                                | 1,62,839   | 1,76,069   |
| Surya Drugs, Calicut                     | 44,491     | 14,914     |
| Symbols Prints                           | 4,781      | 2,050      |




Principal  
KMCT Medical College  
Manassery P.O.  
Kozhikode  
Page 11 of 18



|   |           |           |
|---|-----------|-----------|
| Synergy Associates                              | 4,256     | -         |
| Tds Payable Commission 194H                     | -         | 2,250     |
| Tds Payable Professional -94 J                  | -         | 7,85,514  |
| TDS Payable Rent 94 I                           | -         | 4,16,350  |
| TDS Payable-Salaries-92B                        | -         | 23,95,988 |
| Theamthai                                       | -         | 3,940     |
| Techno Enterprises Fire Engineers & Contractors | 4,49,148  | 7,80,689  |
| Techno Space                                    | 4,850     | -         |
| Techno Car Care                                 | 5,100     | -         |
| Temporary staff stipent payable                 | 45,486    | -         |
| Tali Enterprises                                | 2,764     | -         |
| The Calicut Drug Lines                          | -         | 26,346    |
| The Mathrubhumi Printing & Publishing Co.LTD    | 0         | -         |
| Thanima Materials                               | 26,138    | -         |
| Tidings Entertainment & Media Service LLP       | -         | 21,560    |
| Trade Lines Mill Store                          | 28,746    | 14,670    |
| Trend Marketing                                 | 5,900     | 5,900     |
| Tricare Service Solution                        | -         | 49,811    |
| Tune Info Tec                                   | 49,500    | -         |
| Uma Equipments                                  | -         | 100       |
| Ultra Medi Systems                              | 4,012     | -         |
| United Agencies                                 | 2,97,500  | -         |
| United Biomedical Services                      | 8,245     | 12,513    |
| United Imagings                                 | 386       | 386       |
| United Pharmaceuticals                          | 1,12,619  | -         |
| United Drug Lines, Manjeri                      | 23,456    | -         |
| United Surgicals                                | 17,94,180 | 4,10,390  |
| United Surgicals                                | -         | 5,74,548  |
| Uzmi Laboratories India Pvt.Ltd.                | 20,329    | 10,439    |
| V.K.Associates 1826C                            | 19,27,370 | 4,33,983  |
| V P K Motors Pvt.Ltd.                           | 42,864    | -         |
| Vajra   | -         | 22,969    |
| Variety Furniture                               | 4,22,633  | 1,04,067  |
| Variety Collection & Tailoring                  | 15,360    | -         |
| Vascular Concepts LTD                           | 65,14,703 | 70,46,783 |
| Vijay Hospitality Service                       | 47,478    | 47,478    |
| Veroni Drugs & Surgicals                        | 2,21,723  | -         |
| Vasmed Technologies                             | 56,000    | -         |
| VKan Life Care                                  | 62,143    | -         |
| Vasus RCM LLP                                   | 4,67,424  | -         |
| VJ Surgical Instrumentation                     | 34,664    | -         |
| Wages Payable                                   | -         | 10,065    |
| Wages Payable                                   | 90,368    | -         |
| We Care Associates                              | 1288      | 44,656    |
| Welcare Associates                              | 8,79,153  | 5,83,660  |
| Welfare Fund Payable                            | -         | 240       |
| Well Care Surgicals                             | 5,736     | 5,736     |

*Handwritten signature*



|                           |                    |                    |
|---------------------------|--------------------|--------------------|
| World of Drugs            | 78,848             | -                  |
| Wings Health Care         | 13,86,560          | 5,57,573           |
| Wipro GE Health Care      | 13,78,252          | 13,29,679          |
| X-Ray & Hospital Supplies | 4                  | 4                  |
| Yuzaxy Pharma             | 7781               | -                  |
| Zyrus Medi Surg           | 71,029             | -                  |
| Zeolite Water Technology  | 38,105             | 3,445              |
|                           | <b>2380,49,595</b> | <b>2739,99,566</b> |

**SCHEDULE - G**

**CREDIT BALANCE IN BANK ACCOUNTS**

|  |                    |                   |
|--|--------------------|-------------------|
| Andhra Bank A/c No.009731100000007           | 276,22,755         | 196,95,103        |
| Andhra Bank OD A/c No. 210131100000016       | 199,17,167         | 194,21,366        |
| Indian Overseas Bank A/c NO.00410200002952   | 199,28,808         | 201,34,191        |
| Punjab National Bank A/c No 4258009300251096 | 1801,56,849        | 167,02,360        |
| Andhra Bank A/c No.210111100000089           | -                  | 6,94,693          |
| <b>TOTAL</b>                                 | <b>2476,25,579</b> | <b>766,47,714</b> |

**SCHEDULE - H**

**INTER INSTITUTIONS HAVING CREDIT BALANCES**

|              |                     |                     |
|--------------|---------------------|---------------------|
| <b>TOTAL</b> | <b>11548,13,544</b> | <b>10465,88,947</b> |
|--------------|---------------------|---------------------|

**SCHEDULE - I**

**FEE RECEIVABLES**

|   |                    |                   |
|---|--------------------|-------------------|
| MBBS 2011   | 5,65,000           | 6,05,418          |
| MBBS 2012   | 1,00,000           | 4,92,919          |
| MBBS 2013   | 3,55,000           | 4,48,401          |
| MBBS-2014   | 3,55,005           | 52,55,000         |
| MBBS 2015   | 29,63,638          | 17,66,840         |
| MBBS 2016   | 695,55,014         | 368,17,250        |
| MBBS 2017   | 144,08,667         | 34,05,250         |
| MBBS 2018   | 30,08,699          | 78,98,000         |
| MBBS 2019   | 62,74,247          | -                 |
| Fee Receivable From Entrance Commissioner PG-2017 | 270,00,000         | -                 |
|   | 45,000             | 10,000            |
| <b>TOTAL</b>                                      | <b>1246,30,270</b> | <b>566,99,078</b> |


**SCHEDULE -K**

**ADVANCE TO SUPPLIERS**

|                               |          |        |
|-------------------------------|----------|--------|
| Adv.Roy                       | 8,01,685 | -      |
| Aswathi Water Supply          | -        | 10,000 |
| Bio Pace Biomedical Solution  | -        | 18,290 |
| Biocoenosis Envirotech        | 4,54,227 | -      |
| Bions Medical Systems Pvt Ltd | 2,90,800 | -      |
| Bharati Electrical Appliances | 1,601    | -      |
| Deepak Distributors           | 38,923   | -      |



|   |           |           |
|---|-----------|-----------|
| Escon Elevators Pvt Ltd                             | 14,70,000 | -         |
| Fobs Engineering                                    | 33,690    | -         |
| Greenlemon Internet Marketing & WEB Solutions Pvt L | -         | 10,267    |
| Grand Medical Systems                               | 4,90,000  | -         |
| Endocare Technologies                               | 4,47,500  | 10,000    |
| Marble Gallery                                      | -         | 3,12,756  |
| Mix Graphics  | 35        | -         |
| IPIX Solutions                                      | 8,550     | 7,050     |
| Excel Int-Ext Pvt.Ltd                               | -         | 3,108     |
| Bhavani Consultants                                 | 1,33,800  | 25,000    |
| Saaradhi Electrical Engineers                       | 596       | -         |
| Insta Health Solutions Pvt.Ltd.,                    | 4,50,000  | 4,50,000  |
| Bbraun Medical Systems                              | 30,493    | 30,493    |
| Aluminium World                                     | 28,307    | 28,307    |
| AM Motors   | 3,000     | -         |
| Bharati Electrical Appliances                       | -         | 821       |
| Beckman Coulter                                     | -         | 1,87,964  |
| Mecom Services                                      | 4,000     | 4,000     |
| Marble Gallery                                      | 3,12,756  | -         |
| Movetech  | 15,340    | -         |
| MS Technologies                                     | -         | 1,24,000  |
| Mangalassery Traders                                | 2,270     | -         |
| Netsagar  | -         | 10,000    |
| Star Tin Works                                      | 40,000    | 40,000    |
| Stryker india Pvt.Ltd                               | 55        | -         |
| Escon Elevators                                     | -         | 14,70,000 |
| Indus Motor Co.Pvt.Ltd                              | -         | 11,799    |
| Integran Health Care                                | -         | 1,75,000  |
| I-Zar Technology Solutions                          | 35,399    | -         |
| Inside Interior & Furniture & Sales Centre          | 3,068     | -         |
| Impresso  | 694       | -         |
| Kone Elevator India Private Ltd                     | 19,03,279 | 11,96,259 |
| Power Zone (Sreejith)                               | 675       | -         |
| Precious Solutions                                  | 13,87,500 | 13,87,500 |
| Pushkaran.T   | 675       | -         |
| Raghulal Pharma, Kozhikode                          | -         | 6,423     |
| Roche Diagnostics India PVT.LTD                     | 70,000    | -         |
| Saroj Lab   | 1,035     | 1,035     |
| Secumax   | 1,13,227  | 1,77,309  |
| Technoware ID Systems Pvt Ltd                       | 1,31,400  | -         |
| Thyssen Krupp Elevator                              | 2,50,000  | 576       |
| Trium Marketing & Consultans P Ltd                  | 70,800    | -         |
| Steel Galaxy  | 1,48,982  | 1,48,982  |
| Shyamprasad   | -         | 14,000    |
| United Biomedical Service                           | -         | 1,45,806  |
| VHIRE4 Pvt Ltd                                      | 10,26,600 | -         |
| Vinker Techno Marketing Company                     | 4,42,860  | -         |



*Handwritten signature*

KMCT Medical College  
Manassery P.O.  
Kozhikode

|                                       |                   |                   |
|---------------------------------------|-------------------|-------------------|
| Voxbay Solutions Pvt Ltd              | 15,000            | -                 |
| <b>TOTAL</b>                          | <b>106,58,822</b> | <b>60,06,745</b>  |
| <b>SCHEDULE - L</b>                   |                   |                   |
| <b>DEPOSITS</b>                       |                   |                   |
| Dr Anirudh                            | 30,000            | 30,000            |
| Advance to Principal                  | 43,855            | -                 |
| Electricity Deposit                   | 21,51,249         | 33,97,410         |
| Electricity Security Deposit          | 12,46,161         | -                 |
| Fixed Deposits                        | 2,000             | 2,000             |
| Gas Deposits                          | 6,100             | 6,100             |
| Other Deposits                        | 2,000             | -                 |
| Purchase Advance                      | 50,500            | 61,160            |
| Refundable Security Deposit- KUHS     | 142,49,700        | 35,00,000         |
| Rent Advance                          | 46,500            | 30,000            |
| Security Deposit- KSRTC               | 1,00,000          | 1,00,000          |
| Security Deposits                     | 50,000            | 50,000            |
| Salary Advance                        | 1,02,399          | 89,163            |
| Sales Tax Deposits                    | 50,000            | 50,000            |
| TCS Receivable                        | -                 | 53,566            |
| TDS Receivable                        | -                 | 18,65,107         |
| Telephone Deposit                     | 1,18,621          | 1,18,621          |
| Wage Advance                          | 59,100            | -                 |
| Water Deposit                         | 1,00,000          | 1,00,000          |
| <b>TOTAL</b>                          | <b>184,08,185</b> | <b>94,53,127</b>  |
| <b>SCHEDULE - M</b>                   |                   |                   |
| <b>OTHER ADVANCES</b>                 |                   |                   |
| Profession Tax                        | -                 | 660               |
| Salary Advance                        | 5,59,283          | 3,71,878          |
| Purchase Advance                      | -                 | 92,599            |
| Miscellaneous Advance                 | 81,311            | 90,559            |
| Land Advance                          | 5,41,001          | -                 |
| Rent Advance                          | 22,55,000         | 22,55,000         |
| Purchase Advance                      | 7,81,041          | -                 |
| Interest Accrued on Sales Tax Deposit | 10,016            | 10,016            |
| Income Tax Advance                    | 393,76,240        | 393,76,240        |
| T K KUnhahammed                       | 1,68,000          | 1,68,000          |
| TDS Payable                           | 24,17,653         | 11,381            |
| TDS Receivable                        | 399,42,838        | 282,60,960        |
| TDS Receivable - Interest             | 1,52,150          | 1,52,150          |
| TCS Receivable                        | 20,693            | -                 |
| Accrued Interest                      | 8,81,187          | 5,57,298          |
| <b>TOTAL</b>                          | <b>871,86,413</b> | <b>646,66,501</b> |
| <b>SCHEDULE - N</b>                   |                   |                   |

  
 Principal  
 KMCT Medical College  
 Manassery P.O.  
 Kozhikode






**SUNDRY DEBTORS**

|   |                    |                   |
|---|--------------------|-------------------|
| Receivables   | 2,62,037           | 2,39,964          |
| RSBY Claim Receivable                               | 73,13,346          | 73,13,346         |
| NIT   | 5,34,461           | 8,92,719          |
| Reliance Claim Receivables                          | 95,00,716          | 95,00,716         |
| ECHS  | 57,11,170          | 52,12,995         |
| Karunnya  | 3,60,000           | 8,25,000          |
| KASP Receivable                                     | 587,84,574         | -                 |
| KMCT College of Nursing                             | 4,325              | -                 |
| Muthoot   | -                  | 49,250            |
| Snehasparsam  | 15,750             | 93,000            |
| ESI   | 180,93,574         | 197,56,820        |
| Madhyamam   | -                  | 53,420            |
| National Hospital                                   | 22,63,660          | 5,73,780          |
| Star Health Insurance                               | 1,41,722           | 1,89,882          |
| Vidal Health  | 99,305             | 2,37,983          |
| Max Bupa  | 3,04,695           | 1,55,649          |
| Pharma College                                      | 9,061              | 9,061             |
| Reliance Receivables(2017-18)                       | 147,13,763         | 147,13,763        |
| Urban Health Centre                                 | 12,209             | 11,039            |
| Raksha TPA  | 2,41,919           | 1,59,914          |
| Reliance Receivables (2018-19)                      | 131,29,123         | 276,37,124        |
| Photostat Harishkumar                               | -                  | 1,36,000          |
| PNB ATM - Rent                                      | -                  | 2,875             |
| Swiping Collection                                  | 16,656             | 1,201             |
| Ansari Asst.Manager(KMCT H.O)                       | -                  | 4,000             |
| Arafath A-C/o Mr.Ansari                             | -                  | 3,300             |
| Advance From Cash & Billing                         | 4,263              | 1,163             |
| Dr.V.K.Chellamma Staff KMCT W&C Hospit Gynecologist | 3,000              | -                 |
| Jassim(Asst.Administrator)                          | 11,100             | 11,100            |
| Karunnya  | 16,10,750          | 34,49,550         |
| Muhammed Afeef C/o N.T.Muhammed                     | -                  | 8,000             |
| Mrs.Devaki/ C/o Mr.Bhaskaran Accounts Dept          | 1,000              | -                 |
| Mrs.Jeeja C/o Dr.K.M.Navas Sir(Mg.Trustee)          | 4,000              | -                 |
| Mrs.Nirmala ,Santhosh Oldage Home Kannur,C/o Naveen | 150                | -                 |
| Mrs.Sulochana C/o Manu Sir                          | 2,000              | -                 |
| Muhammed Assim Velimanna(Diffrently Abled)          | 1,000              | -                 |
| Muhammed(H.O Staff)                                 | 8,000              | -                 |
| Ravi,C/o Sooraj H.O Staff                           | 25,480             | 25,480            |
| Leelamma C/O Aleena's Mother(PRO Cardiology)        | 25,000             | -                 |
| Roche Diagnostics India PVT.LTD                     | -                  | 70,000            |
| Sankaran Master C/o Mr.Sandeep                      | 42,000             | 42,000            |
| Star Health Insurance & Allied Insurance Co.LTD     | 1,18,143           | 2,13,115          |
| Suresh Babu C/o Mr.Praji Driver                     | 5,000              | -                 |
| Suhail C/o Dr.K.Moidu(Mg.Trustee)                   | 1,000              | -                 |
| <b>TOTAL</b>  | <b>1333,73,952</b> | <b>648,70,103</b> |

KMCT Medical College  
Manassery P.O.  
Kozhikode




**SCHEDULE - O****FIXED DEPOSITS**

|  |                    |                    |
|--|--------------------|--------------------|
| FD-Andhra Bank A/c No.009720001000229              | 15,00,000          | 15,00,000          |
| FD-Andhra Bank A/c No.009720001000237              | 15,00,000          | 15,00,000          |
| FD-Andhra Bank A/c No.009720001000238              | 28,00,000          | 28,00,000          |
| FD Andhra Bank A/c No.009720100050011              | 1,00,000           | 1,00,000           |
| FD-Andhra Bank A/c NO.009720100051524              | 25,000             | 25,000             |
| FD -Andhra Bank A/c No. 009720100052091            | 25,000             | 25,000             |
| FD-Andhra Bank A/c No.009720100055098              | -                  | 8,50,000           |
| FD-Andhra Bank A/c No.009720100056802              | 5,00,000           | 5,00,000           |
| FD Andhra Bank A/c No. 009720100058165             | 50,000             | 50,000             |
| FD Andhra Bank A/c No. 009720100058174             | 50,000             | 50,000             |
| FD Andhra Bank A/c No. 009720100058183             | 50,000             | 50,000             |
| FD- Andhra Bank A/c No.009720100071591             | -                  | 5,87,686           |
| FD Andhra Bank A/c No 009720100104145              | 52,110             | -                  |
| FD-Andhra Bank A/c No.9720100001583                | 5,00,000           | 5,00,000           |
| FD-Andhra Bank A/c No.9720100001592                | 5,00,000           | 5,00,000           |
| FD-Andhra Bank A/c No.9720100001608                | 3,00,000           | 3,00,000           |
| FD-Andhra Bank A/c No.9720100001617                | 3,00,000           | 3,00,000           |
| FD-Andhra Bank A/c No.9720100024168                | 2,57,495           | 2,57,495           |
| Fixed Deposit-Andhra Bank FD No. 009720100072703   | 12,44,478          | 11,69,236          |
| Fixed Deposit-Barch Andhra Bank A/c No.100008920   | 58,780             | 28,36,128          |
| FD-Corp Bank A/c No. KCC/01/130312/530401006893601 | -                  | 1,63,857           |
| Flxed Deposit- PNB A/c No.425800DI00000239         | 264,87,125         | 251,28,830         |
| Fixed Deposit PNB A/c No. 425800DP00016532         | 1,09,350           | 1,03,127           |
| Fixed Deposit-PNB A/C NO 425800PU00000646          | -                  | 307,98,765         |
| Fixed Deposit PNB A/c No.425800PU00000707          | 177,45,806         | 169,06,804         |
| Fixed Deposits-PNB A/c No. 425800PU00000415        | 333,11,064         | 313,92,872         |
| Fixed Deposits-PNB-A/c No. 425800PU00000424        | 317,84,549         | 305,92,344         |
| Fixed Deposit PNB A/c No 425800DP00018433          | 10,12,804          | -                  |
| Fixed Deposit PNB A/c No.425800DP00018442/18655    | 100,27,811         | -                  |
| Fixed Deposit PNB A/c No. 425800D100000433         | 318,51,876         | -                  |
| Fixed Deposits-PNB A/c No. 425800PU00000433        | 333,11,068         | 313,92,872         |
| <b>TOTAL</b>                                       | <b>1954,54,316</b> | <b>1803,80,016</b> |

**SCHEDULE - P****BANK ACCOUNTS**

|  |          |           |
|--|----------|-----------|
| Andhra Bank A/c No.009711011001044                 | 6,586    | 6,586     |
| Andhra Bank A/c No.210111100000098                 | 9,645    | 16,10,107 |
| Andhra Bank Savings A/c No. 210110100062131        | 7,419    | 1,03,934  |
| Corporation BankA/c No.CBCA01000181                | -        | 50,713    |
| Indian Overseas Bank A/c NO.0041020000002730       | 5,232    | 5,366     |
| Punjab National Bank A/c No 4258002100093112       | 17,904   | 77,187    |
| SBT-THIRUVAMBADY HOSPITAL A/C NO.67211661931       | 1,861    | 1,861     |
| State Bank of Travancore A/c NO, 00000067182733180 | 19,484   | 50,56,434 |
| Andhra Bank A/c No.009711100000636                 | 15,463   | 70,463    |
| Andhra Bank A/c No.210111100000089                 | 1,72,831 | -         |



KMCT Medical College  
Manassery P.O.  
Kozhikode

|   |                    |                   |
|---|--------------------|-------------------|
| Indian Overseas Bank A/c NO.0041020000003078      | 1,21,233           | 1,21,233          |
| PNB-Escrow A/C No.4258002100093875                | 10,05,370          | 65,46,739         |
| Punjab National Bank A/c No.4258002100092812      | 2,730              | 12,844            |
| Punjab National Bank CA/c No.4257002100024478     | 10,000             | -                 |
| Punjab National Bank SB A/c No.4258000105057342   | 1300,08,294        | 274,79,891        |
| State Bank Of India A/c No.30854937797            | 1,906              | 5,825             |
| Punjab National Bank A/c No 4258009300251096      | 186,36,306         | -                 |
| Indian Overseas Bank- 2936 Pharmacy               | 7,415              | 7,415             |
| Indian Overseas Bank- 2937 Hospital               | 5,00,803           | 6,82,523          |
| Punjab National Bank A/c.No.2100093750            | 31,603             | 1,73,384          |
| HDFC Bank, Nadakkave A/c.No.06718260000020        | 2,072              | 2,072             |
| Andra Bank No.210111100000016 - KMCT MCH          | 14,60,525          | 38,97,071         |
| Andra Bank No.210111100000043 - KMCT MCH Pharmacy | 31,25,488          | 1,17,886          |
| South Indian Bank A/c.No.0621073000000076         | 1,42,469           | 1,42,469          |
| Andhra Bank A/c No.210111100000371                | 1,34,702           | 1,74,617          |
| Federal Bank A/c No 10900200006350                | 283                | 283               |
| Punjab National Bank A/c No.4258002100095785      | 1,61,320           | 1,73,830          |
| Punjab National Bank A/c No:4258002100096757      | 10,220             | -                 |
| Andhra Bank KMCT W&C Hospital A/c-326             | 6,182              | -                 |
| Andhra Bank A/c No.210111100000070                | 12,98,012          | 43,35,825         |
| Andhra Bank KMCT W&C Pharmacy A/c-335             | 62,532             | -                 |
| PNB A/c No:95794                                  | 857                | 17,22,930         |
| <b>TOTAL</b>                                      | <b>1569,86,748</b> | <b>525,79,486</b> |



*[Handwritten signature]*

Principal  
KMCT Medical College  
Manassery P.O.  
Kozhikode



# KMCT MEDICAL COLLEGE & HOSPITAL

A unit of Kunhitharuvai Memorial Charitable Trust

Manassery P.O, Mukkom, Kozhikode -673 602

**DETAILS OF SCHEDULES TO PROFIT & LOSS ACCOUNT FOR THE YEAR ENDED 31.03.2020**

| PARTICULARS                                | For the year ended<br>31-03-2020 |                     | For the year ended<br>31-03-2019 |                     |
|--|----------------------------------|---------------------|----------------------------------|---------------------|
|  | Rs                               | Ps                  | Rs                               | Ps                  |
| <b><u>SCHEDULE Q</u></b>                   |                                  |                     |                                  |                     |
| <b><u>TUITION FEE</u></b>                  |                                  |                     |                                  |                     |
| Special Fee                                |                                  | 3 62 10 770         |                                  | 3 17 58 780         |
| Tuition Fees                               |                                  | 45 27 23 800        |                                  | 40 09 17 000        |
| <b>TOTAL</b>                               |                                  | <b>48 89 34 570</b> |                                  | <b>43 26 75 780</b> |
| <b><u>SCHEDULE R</u></b>                   |                                  |                     |                                  |                     |
| <b><u>OTHER INCOME</u></b>                 |                                  |                     |                                  |                     |
| Examination Fee                            |                                  | 14 54 721           |                                  | 28 79 559           |
| Hostel Fees                                |                                  | 1 56 85 825         |                                  | 3 47 98 450         |
| Hostel Rent Received From House Surgeons   |                                  | 13 92 660           |                                  | 18 44 109           |
| Late Fee                                   |                                  | 10 55 043           |                                  | 17 84 515           |
| Miscellaneous Income                       |                                  | 18 10 965           |                                  | 6 18 909            |
| <b>TOTAL</b>                               |                                  | <b>2 13 99 213</b>  |                                  | <b>4 19 25 542</b>  |
| <b><u>SCHEDULE S</u></b>                   |                                  |                     |                                  |                     |
| <b><u>SALE OF MEDICINE</u></b>             |                                  |                     |                                  |                     |
| Sale of Medicines                          |                                  | 9 73 67 616         |                                  | 6 77 13 408         |
| Sale of Medicines(Neuro)                   |                                  | 1 08 76 963         |                                  | 1 12 55 017         |
| Sale of Medicines IP                       |                                  | 2 74 03 679         |                                  | 24 68 514           |
|  |                                  | <b>13 56 48 258</b> |                                  | <b>8 14 36 939</b>  |
| Less: Returns                              |                                  | 43 38 209           |                                  | 50 43 392           |
| <b>TOTAL</b>                               |                                  | <b>13 13 10 049</b> |                                  | <b>7 63 93 547</b>  |
| <b><u>SCHEDULE T</u></b>                   |                                  |                     |                                  |                     |
| <b><u>HOSPITAL AND CLINIC RECEIPTS</u></b> |                                  |                     |                                  |                     |
| Consultation Fee                           |                                  | 18 43 866           |                                  | 17 44 675           |
| Cross Consultation Fee                     |                                  | 2 23 135            |                                  | 3 58 636            |
| Income From Audiology                      |                                  | 1 02 950            |                                  |                     |
| Income From Dermatology                    |                                  | 14 83 865           |                                  | 8 65 261            |
| Income From Birth & Death                  |                                  | 76 550              |                                  | 33 185              |
| Income From Cardiology                     |                                  | 5 42 66 068         |                                  | 5 80 19 264         |
| Income From Casualty                       |                                  | 2 01 91 413         |                                  | 1 38 60 725         |
| Income From CVTS                           |                                  | 1 58 84 410         |                                  | 1 75 14 804         |
| Income From ECG                            |                                  | 5 59 020            |                                  | 1 86 010            |
| Income From Emergency Medicine             |                                  | 36 44 582           |                                  | 34 985              |



|   |                     |                     |
|---|---------------------|---------------------|
| Income From ENT                               | 48 12 432           | 40 06 845           |
| Income From Gastro Entrology                  | 57 110              | 42 690              |
| Income From General Medicines                 | 5 39 080            | 5 69 296            |
| Income From General Surgery                   | 2 10 80 469         | 70 63 122           |
| Income From Gynecology                        | 2 80 20 982         | 1 43 70 089         |
| Income From Laboratory                        | 8 14 58 584         | 2 11 33 521         |
| Income From MICU                              | 32 86 303           | 28 75 802           |
| Income From Nephrology                        | 1 40 68 067         | 1 04 05 230         |
| Income From NICU                              | 15 38 250           | 14 47 000           |
| Income From NMICU                             | 2 000               | 13 000              |
| Income From Nurology                          | 1 66 25 217         | 10 52 977           |
| Income From Ophthalmology Ward                | 11 84 490           | 13 66 911           |
| Income From Orthopaedics                      | 1 67 09 168         | 77 04 182           |
| Income From Oxygen & Consumables              | 14 12 900           | 10 05 298           |
| Income From Paediatric                        | 7 97 960            | 5 50 615            |
| Income From Physio Therapy                    | 12 06 853           | 9 86 191            |
| Income From PICU                              | 4 21 000            | 2 48 600            |
| Income From Psychiatry                        | 2 64 300            | 2 44 300            |
| Income From Pulmonary Medicine                | 6 75 823            | 2 13 800            |
| Income From Radiology                         | 3 49 71 295         | 2 81 71 896         |
| Income From Registration Fee                  | 33 71 250           | 36 67 650           |
| Income From SICU                              | 29 59 685           | 25 43 616           |
| Income From Urology                           | 2 44 07 112         | 51 29 534           |
| Income From USG,                              | 32 42 127           | 29 90 014           |
| Income From Ventilators                       | 3 55 500            | 2 66 600            |
| Registration Fee                              | 1 64 75 700         | 1 45 75 916         |
| Registration Fee CVTS                         | 1 70 000            |                     |
| Room Rent                                     | 2 38 54 549         | 53 87 048           |
| ACLS/BLS Class Fee                            |                     | 2 000               |
| Agriculture Income ( Net )                    | 10 70 854           | 12 44 340           |
| Discount Received                             | 90 337              | 9 17 745            |
| Employment Health Checkup                     |                     | 2 000               |
| Eye gear Optics India                         | 2 30 349            | 3 89 044            |
| Interest Received                             | 1 19 12 778         | 1 01 96 800         |
| PMRPY Subsidy                                 | 10 85 120           |                     |
| Other Income                                  | 1 39 925            | 1 87 673            |
| Rent Received                                 | 26 76 966           | 21 33 280           |
| Rent Staff Quarters                           | 13 118              |                     |
| Water charge                                  | 31 500              |                     |
| Hospital Canteen Rent And Amenties Collection | 29 15 002           | 15 95 240           |
| Rentals From Ambulance                        | 7 58 845            | 7 27 245            |
| Sale of Assests                               | 10 71 000           |                     |
| Scrap Sales                                   |                     | 61 980              |
| Treatment Charity to Patients                 |                     | - 29 600            |
| <b>TOTAL</b>                                  | <b>42 42 39 859</b> | <b>24 95 77 035</b> |

Principal  
Manassery P.O. P.O.  
Kozhikode



SCHEDULE U

ADMINISTRATIVE EXPENSES

|                                      |              |             |
|--------------------------------------|--------------|-------------|
| Advertisement                        | 11 91 596    | 15 49 419   |
| Administration Expense               | 2 934        |             |
| AMC Charges                          | 34 31 289    | 26 93 703   |
| Arogyasree                           | 1 179        | 2 108       |
| Audit Fee                            | 12 31 412    | 20 51 218   |
| Bio Meddical Waste                   | 10 27 832    | 2 77 564    |
| Books & Periodicals                  |              | 20 150      |
| Carriage Inward / Outward            | 5 01 113     |             |
| Commission Paid                      |              | 1 70 000    |
| Computer Maintanance                 | 3 95 693     | 3 49 252    |
| Consultancy Charges                  | 55 22 602    | 6 92 800    |
| Conveyance charges                   |              | 11 46 470   |
| Discount Allowed                     | 5 13 955     | 19 18 155   |
| Electricity Charges                  | 2 18 05 113  | 2 02 94 907 |
| Examination Expenses                 | 11 50 308    | 27 16 508   |
| Fee Concession                       | 1 83 32 501  | 1 12 38 000 |
| Food and Accomodation                | 1 93 90 198  | 42 62 229   |
| Frieght And Transportation           | 1 04 904     | 22 89 548   |
| Gardening Expenses                   | 2 38 550     |             |
| Generator Maintance                  | 23 35 140    | 3 000       |
| GST Paid                             | 16 56 854    |             |
| Humsafar                             | 9 687        | 11 013      |
| Income Tax Filing Charges & Interest |              | 70 000      |
| Insurance Premium                    | 6 48 120     | 3 40 760    |
| Intèrnal Audit Fee                   | 2 83 200     |             |
| Journals & Periodicals               | 21 945       |             |
| KASP Expenses                        | 13 88 48 143 |             |
| KSRTC Bus Fare                       |              | 7 80 656    |
| Legal Expenses                       | 5 38 113     | 56 19 600   |
| Local Conveyance                     | 13 22 284    |             |
| Loss on Sale of Car                  |              | 19 681      |
| Miscellaneous Expenses               | 30 02 985    | 19 88 690   |
| Office Expense                       | 3 15 495     | 1 65 783    |
| Other Insurance-ECHS                 | 8 70 453     |             |
| Other Insurance-ESI                  | 1 00 52 466  |             |
| Other Insurance-NIT                  | 4 78 179     |             |
| Other Rents Paid                     | 27 602       |             |
| Patient Welfare                      | 4 46 162     | 4 34 943    |
| Postage And Telegram                 | 56 363       | 1 07 406    |
| Power Generation                     |              | 20 75 842   |
| Printing And Stationery              | 63 22 580    | 54 96 249   |
| Professional Charges                 | 69 006       | 25 60 727   |
| Raksha TPA                           |              | 70          |

*di*  
Principal  
KMCT Medical College  
Manassery P.O.  
Kozhikode



|                                    |                     |                     |
|------------------------------------|---------------------|---------------------|
| Refreshment                        | 4 23 583            | 4 57 800            |
| Rent,Rates and Taxes               | 5 69 88 685         | 1 40 67 069         |
| Repairs And Maintenance            | 1 86 79 395         | 2 65 79 689         |
| Repairs to Building                | 15 68 759           |                     |
| Repairs to Electrical Installation | 2 75 995            |                     |
| Repairs to Furniture               | 90 200              |                     |
| Repairs to Medical Equipments      | 7 37 099            |                     |
| Repairs to Office Equipment        | 70 450              |                     |
| Repairs to Plant & Machinery       | 72 36 509           |                     |
| RSBY Loss                          | 44 20 275           |                     |
| Security Charges                   | 4 68 460            | 22 84 200           |
| Sevena                             | 2 437               | 3 060               |
| Sreyas                             | 2 710               | 2 741               |
| Students Fund                      |                     | 2 90 280            |
| Subscription                       | 61 48 592           | 36 02 495           |
| Swanthanam                         | 3 198               | 2 446               |
| Taxes & Licenses                   | 6 38 212            | 5 80 406            |
| TDS late payment fee               | 1 12 843            |                     |
| Telephone Charges                  | 19 05 749           | 20 39 934           |
| Travelling Expenses                | 46 74 664           | 38 69 945           |
| Treatment Charity to Patients      | 6 13 100            |                     |
| Vehicle Maintanance                | 68 89 788           | 57 01 014           |
| Water Charges                      | 4 08 242            | 26 16 438           |
| <b>TOTAL</b>                       | <b>35 83 04 901</b> | <b>13 34 43 969</b> |

**SCHEDULE V**

**EDUCATION MATERIAL EXPENSE**

|                              |                    |                    |
|------------------------------|--------------------|--------------------|
| Laboratory Expenses          | 20 64 969          | 15 00 128          |
| Registration And Application | 2 22 86 351        | 54 80 686          |
| Students Fund                | 7 52 660           |                    |
| Cost of Medicine Sold        | 6 18 06 334        | 6 59 22 614        |
| <b>TOTAL</b>                 | <b>8 69 10 314</b> | <b>7 29 03 428</b> |

**SCHEDULE W**

**FINANCE CHARGE**

|                                  |                    |                    |
|----------------------------------|--------------------|--------------------|
| Interest and Bank Charges        | 3 71 504           | 2 72 363           |
| Interest on Term Loan            | 51 89 871          | 88 01 290          |
| Interest on TDS                  |                    | 1 37 246           |
| Interest on Vehicle Loan         | 83 973             | 2 50 577           |
| Interest on Working Capital Loan | 60 93 506          | 59 86 297          |
| Bank Guarantee Commission        | 28 04 827          | 7 26 426           |
| <b>TOTAL</b>                     | <b>1 45 43 681</b> | <b>1 61 74 199</b> |

**SCHEDULE X**

**MEDICINE EXPENSES**

|                  |     |          |
|------------------|-----|----------|
| Biomedical Waste | 210 | 9 54 195 |
|------------------|-----|----------|



|  |                     |                     |
|--|---------------------|---------------------|
| Consumable Medical                                   | 3 09 19 372         | 3 24 81 782         |
| Consumable Others                                    | 51 28 999           | 63 76 905           |
| Consumables - Radiology                              | 21 98 675           | 22 25 137           |
| Cost of Medicine Sold                                | 1 44 72 601         |                     |
| Karunya Loss   | 76 800              |                     |
| Lab Expense  | 1 07 84 471         | 96 73 588           |
| Medical Camp Expenses                                | 67 20 244           | 87 30 894           |
| Medicine Consumed                                    | 2 09 88 328         | 1 50 17 416         |
| Office Maintenance                                   |                     | 4 76 255            |
| Oxygen Consumption                                   | 39 54 441           | 24 96 119           |
| Raksha TPA Pvt Ltd Loss                              | 24 604              |                     |
| Vidhal Health TPA Pvt.LTD Loss                       | 16 523              |                     |
| CME Others   | 75 000              | 85 000              |
| <b>TOTAL</b>   | <b>9 55 38 268</b>  | <b>7 85 17 292</b>  |
| <b>SCHEDULE Y</b>                                    |                     |                     |
| <b>OTHER EXPENSE</b>                                 |                     |                     |
| Donation   | 3 16 761            | 2 47 000            |
| Road Construction Expenses                           |                     | 1 25 000            |
| <b>TOTAL</b>   | <b>3 16 761</b>     | <b>3 72 000</b>     |
| <b>SCHEDULE Z</b>                                    |                     |                     |
| <b>STAFF EXPENSE</b>                                 |                     |                     |
| Employers Contribution to ESI                        | 33 72 784           | 29 11 092           |
| Employer's Contribution to PF                        | 56 17 283           | 61 79 078           |
| Employer's Contribution Towards Workers Welfare fund | 7 920               | 6 960               |
| ESI Penalty  | 12 266              | 784                 |
| Gratuity   | 1 04 71 957         | 1 55 70 692         |
| Honorarium   | 1 44 000            | 3 10 000            |
| Interest Payable on PF Refund                        | 5 74 094            |                     |
| Linked Insurance                                     | 90 807              | 1 98 072            |
| PF Administration Charge                             | 3 21 569            | 3 19 236            |
| Provident Fund Penalty Paid                          | 25 42 011           | 27 434              |
| Salary and Allowances to docots and staff            | 38 80 58 696        | 39 07 47 005        |
| Staff Quarters Rent                                  |                     | 55 191              |
| Staff Welfare Fund                                   | 1 52 043            | 50 877              |
| Stipend to Housesurgeons                             | 77 33 073           | 1 01 51 201         |
| Uniform Expense                                      | 4 67 977            | 2 55 258            |
| Wages  | 7 33 328            | 5 29 639            |
| <b>TOTAL</b>   | <b>42 02 99 808</b> | <b>42 73 12 519</b> |



Principal  
KMCT Medical College  
Manassery P.O.  
Kozhikode



**KMCT MEDICAL COLLEGE & HOSPITAL**  
**A unit of Kunhitharuvai Memorial Charitable Trust**

MANASSERY P.O, MUKKOM, CALICUT - 673 602

**Fixed Asset Schedule for the year ended 31st March 2020**

**SCHEDULE I**

| Assets                       | WDV as on<br>01.04.2019 | Addition             |                     | Deletion         | Total              | Depreciation |                   | WDV as on<br>31.03.2020 |
|------------------------------|-------------------------|----------------------|---------------------|------------------|--------------------|--------------|-------------------|-------------------------|
|                              |                         | Before<br>30.09.2019 | After<br>30.09.2019 |                  |                    | Rate         | Amount            |                         |
| Land and Land Development    | 450,38,907              | 50,984               | 23,31,285           |                  | 474,21,176         | 0%           | -                 | 474,21,176              |
| Building                     | 2075,32,318             |                      | 256,99,174          |                  | 2332,31,492        | 10%          | 220,38,191        | 2111,93,301             |
| Furniture & Fittings         | 389,63,012              | 13,93,638            | 36,67,299           |                  | 440,23,949         | 10%          | 42,19,030         | 398,04,919              |
| Computer & Accessories       | 68,06,336               | 3,74,236             | 58,84,571           |                  | 130,65,143         | 40%          | 40,49,143         | 90,16,000               |
| Plant & Machinery            | 1717,76,391             | 74,71,088            | 89,45,247           | 14,10,000        | 1867,82,726        | 15%          | 273,46,515        | 1594,36,211             |
| Website and Software         | 7,57,356                | 43,070.00            | 16,200.00           |                  | 8,16,626           | 25%          | 2,02,131          | 6,14,495                |
| Library Books                | 24,20,909               | 14,090.00            | 11,69,445.00        |                  | 36,04,444          | 40%          | 12,07,889         | 23,96,555               |
| Work in Progress<br>Building |                         |                      | 85,46,725           |                  | 85,46,725          | 0%           | -                 | 85,46,725               |
| <b>GRAND TOTAL</b>           | <b>4530,295,228</b>     | <b>93,47,106</b>     | <b>562,59,946</b>   | <b>14,10,000</b> | <b>5374,92,280</b> |              | <b>590,62,899</b> | <b>4784,29,381</b>      |



*[Signature]*  
**Principal**  
**KMCT Medical College**  
**Manassery P.O.**  
**Kozhikode**

**2018-19**

# KMCT MEDICAL COLLEGE & HOSPITAL

A unit of Kunhitharuvai Memorial Charitable Trust

Manassery P.O, Mukkom, Kozhikode -673 602

## BALANCE SHEET AS AT 31ST MARCH 2019


| SOURCE OF FUND                            | SCH | For the year ended<br>31-03-2019 |                     | For the year ended<br>31-03-2018 |                     |
|---|-----|----------------------------------|---------------------|----------------------------------|---------------------|
|   |     | Rs                               | Ps                  | Rs                               | Ps                  |
| <b>CAPITAL FUND</b>                       |     |                                  | 1,000               |                                  | 1,000               |
| <b>RESERVES AND SURPLUS</b>               |     |                                  |                     |                                  |                     |
| Capital Reserve                           | A   |                                  | 5,933               |                                  | 5,933               |
| Surplus / Deficit                         | B   |                                  | (82,17,96,772)      |                                  | (83,60,65,678)      |
| <b>LOANS AND BORROWINGS</b>               |     |                                  |                     |                                  |                     |
| From Banks                                | C   |                                  | 8,43,19,140         |                                  | 13,62,31,130        |
| Deposits                                  | D   |                                  | 29,97,38,050        |                                  | 31,13,52,550        |
| <b>CURRENT LIABILITIES AND PROVISIONS</b> |     |                                  |                     |                                  |                     |
| Sundry Creditors & Other Payables         | E   |                                  | 27,39,99,567        |                                  | 29,51,92,472        |
| Credit Balance In Bank Accounts           | F   |                                  | 7,66,47,714         |                                  | 8,07,30,610         |
| Inter-Institutions Transfers ( Contra )   | G   |                                  | 1,04,65,88,947      |                                  | 89,03,40,693        |
| <b>Total</b>                              |     |                                  | <b>95,95,03,579</b> |                                  | <b>87,77,88,709</b> |
| <b>APPLICATION OF FUNDS</b>               |     |                                  |                     |                                  |                     |
| <b>FIXED ASSETS</b>                       | H   |                                  | 47,32,95,233        |                                  | 48,70,91,822        |
| <b>CURRENT ASSETS, LOANS AND ADVANCES</b> |     |                                  |                     |                                  |                     |
| Stock of Medicines, Chemicals etc         |     |                                  | 94,85,895           |                                  | 80,95,505           |
| Fees Receivable                           | I   |                                  | 5,66,99,078         |                                  | 1,98,93,885         |
| Advance To Suppliers                      | J   |                                  | 60,06,745           |                                  | 2,00,65,881         |
| Deposits                                  | K   |                                  | 94,53,127           |                                  | 86,52,384           |
| Prepaid Expenses                          |     |                                  | 32,38,476           |                                  | 13,83,447           |
| Other Advances                            | L   |                                  | 7,13,46,741         |                                  | 6,46,66,501         |
| Sundry Debtors                            | M   |                                  | 9,15,93,209         |                                  | 6,48,70,103         |
| <b>CASH AND BANK BALANCES</b>             |     |                                  |                     |                                  |                     |
| a) Bank Balances                          |     |                                  |                     |                                  |                     |
| In Fixed Deposits                         | N   |                                  | 18,03,80,016        |                                  | 19,78,40,994        |
| In Current Accounts                       | O   |                                  | 5,25,79,486         |                                  | 45,87,230           |
| b) Cash in Hand                           |     |                                  | 54,25,572           |                                  | 6,40,957            |
| <b>Total</b>                              |     |                                  | <b>95,95,03,579</b> |                                  | <b>87,77,88,709</b> |

Accounting Policies & Notes to Accounts form part of accounts

This is the Balance sheet referred to in our report of even date.

For R.G.N. PRICE & CO.  
Chartered Accountants

NEERAJ. S  
Partner  
M.No. 228055, FR. No.002785S



Dr. K. Moidu  
Managing Trustee

Principal  
KMCT Medical College  
Manassery P.O.  
Kozhikode

## KMCT MEDICAL COLLEGE & HOSPITAL

A unit of Kunhitharuvai Memorial Charitable Trust

Manassery P.O , Mukkom , Kozhikode -673 602

### PROFIT & LOSS ACCOUNT FOR THE YEAR ENDED 31-03-2019

| Particulars                    | SCH<br>No | For the year<br>ended 31-03-19 |    | For the year<br>ended 31-03-18 |    |
|--------------------------------|-----------|--------------------------------|----|--------------------------------|----|
|                                |           | Rs                             | Ps | Rs                             | Ps |
| <b><u>INCOME</u></b>           |           |                                |    |                                |    |
| Tuition Fees                   | P         | 43,26,75,780                   |    | 29,26,50,775                   |    |
| Other Income                   | Q         | 5,93,53,289                    |    | 3,54,00,641                    |    |
| Sale of Medicines              | R         | 7,63,93,547                    |    | 6,91,61,250                    |    |
| Hospital and Clinic Receipts   | S         | 23,21,49,288                   |    | 17,66,14,682                   |    |
| Total                          |           | 80,05,71,904                   |    | 57,38,27,349                   |    |
| <b><u>EXPENDITURE</u></b>      |           |                                |    |                                |    |
| Administration charges         | T         | 13,34,43,969                   |    | 11,25,04,919                   |    |
| Educational Material & Expense | U         | 7,29,03,428                    |    | 6,46,82,400                    |    |
| Stock Differential             |           | (13,90,391)                    |    | (10,30,184)                    |    |
| Finance charges                | V         | 1,61,74,199                    |    | 2,36,40,033                    |    |
| Medicine Expenses              | W         | 7,85,17,292                    |    | 7,20,14,371                    |    |
| Other Expenses                 | X         | 3,72,000                       |    | 45,000                         |    |
| Staff Expense                  | Y         | 42,73,12,519                   |    | 38,96,04,060                   |    |
| Depreciation                   |           | 5,89,69,983                    |    | 5,51,97,677                    |    |
| Total                          |           | 78,63,02,998                   |    | 71,66,58,277                   |    |
| Profit For the Year            |           | 1,42,68,906                    |    | (14,28,30,928)                 |    |

Accounting Policies & Notes to Accounts  
form part of accounts

This is the Profit & Loss account referred  
to in our report of even date.

Dr K Moldu  
Managing Trustee



For R.G.N. PRICE & CO.  
Chartered Accountants

NEERAJ S Partner  
M.No. 228055, FR. No.002785S

21.01.2020

Dr K Moldu  
Managing Trustee  
KMCT Medical College  
Manassery P.O  
Kozhikode

**KMCT MEDICAL COLLEGE & HOSPITAL**  
A unit of Kunhitharuvai Memorial Charitable Trust  
Manassery P.O, Mukkom, Kozhikode -673 602  
**DETAILS OF SCHEDULES TO BALANCE SHEET AS AT 31.03.2019**

| PARTICULARS                                     | For the year ended<br>31-03-2019 | For the year ended<br>31-03-2018 |
|---|----------------------------------|----------------------------------|
|   | Rs<br>Ps                         | Rs Ps                            |
| <b>SCHEDULE - A</b>                             |                                  |                                  |
| Capital Reserve                                 | 5,933                            | 5,933                            |
| <b>TOTAL</b>                                    | <b>5,933</b>                     | <b>5,933</b>                     |
| <b>SCHEDULE - B</b>                             |                                  |                                  |
| <b>SURPLUS/ DEFICIT</b>                         |                                  |                                  |
| Opening Balance                                 | (83,60,65,678)                   | (69,32,34,750)                   |
| Add: Profit during the year                     | 1,42,68,906                      | (14,28,30,928)                   |
| <b>TOTAL</b>                                    | <b>(82,17,96,772)</b>            | <b>(83,60,65,678)</b>            |
| <b>SCHEDULE - C</b>                             |                                  |                                  |
| <b>LOAN FROM BANKS</b>                          |                                  |                                  |
| Andhra Bank- Term Loan- A/c No. 009730100003527 | -                                | <del>62,40,483</del>             |
| PNB Demand Loan A/c No 425800PC2300411          | -                                | 2,74,74,818                      |
| PNB Demand Loan No:425800PC23004120             | -                                | 50,00,753                        |
| PNB Term Loan A/c No.425800IC00000043           | -                                | 20,91,725                        |
| PNB Term Loan A/c No. 425800IF00000017          | 5,55,53,958                      | 9,09,05,104                      |
| P N B Vehicle Loan A/c No.425800NG04002800      | 7,55,914                         | 20,79,730                        |
| P N B Vehicle Loan A/c No.425800NG04002712      | 2,41,920                         | 8,75,308                         |
| PNB Term Loan A/c No425800ic00000061            | -                                | 15,63,209                        |
| PNB Demad Loan A/c NO. 425800PC23004272         | 2,70,11,466                      | -                                |
| Term Loan VL A/c NO. 425800NG04002846           | 7,55,882                         | -                                |
| <b>TOTAL</b>                                    | <b>8,43,19,140</b>               | <b>13,62,31,130</b>              |
| <b>SCHEDULE - D</b>                             |                                  |                                  |
| <b>DEPOSITS</b>                                 |                                  |                                  |
| Cauton Deposit MBBS 2008                        | 56,500                           | 1,54,500                         |
| Cauton Deposit MBBS 2009                        | 1,93,500                         | 2,65,000                         |
| Cauton Deposit MBBS 2010                        | 1,22,000                         | 1,82,000                         |
| Cauton Deposit MBBS 2011                        | 4,30,000                         | 9,90,000                         |
| Cauton Deposit MBBS 2012                        | 9,92,500                         | 9,92,500                         |
| Cauton Deposit MBBS 2013                        | 15,00,000                        | 15,00,000                        |
| Cauton Deposit MBBS 2014                        | 15,00,000                        | 15,00,000                        |
| Cauton Deposit MBBS 2015                        | 15,00,000                        | 15,00,000                        |
| Cauton Deposit MBBS 2016                        | 30,00,000                        | 30,00,000                        |





Principal  
KMCT Medical College  
Manassery P.O  
Kozhikode

|                                       |                     |                     |
|---------------------------------------|---------------------|---------------------|
| Caution Deposit MBBS 2017             | 30,00,000           | 30,00,000           |
| Caution Deposit MBBS 2018             | 20,00,000           | -                   |
| Caution Deposit M S Ortho 2015        | 30,000              | 30,000              |
| Caution Deposit M S Ortho 2016        | 15,000              | 15,000              |
| Caution Deposit MS Ortho( P G)-2017   | 15,000              | 15,000              |
| Caution Deposit PG-2018               | 45,000              | -                   |
| Hostel Caution Deposit MBBS 2008      | 70,300              | 1,18,800            |
| Hostel Caution Deposit MBBS 2009      | 2,20,750            | 2,73,250            |
| Hostel Caution Deposit MBBS 2010      | 2,77,500            | 3,15,000            |
| Hostel Caution Deposit MBBS 2011      | 2,92,500            | 6,30,000            |
| Hostel Caution Deposit MBBS 2012      | 6,70,500            | 6,70,500            |
| Hostel Caution Deposit MBBS 2013      | 6,30,000            | 6,30,000            |
| Hostel Caution Deposit MBBS 2014      | 8,64,000            | 8,64,000            |
| Hostel Caution Deposit MBBS 2015      | 7,83,000            | 7,74,000            |
| Hostel Caution Deposit MBBS 2016      | 2,00,000            | 2,00,000            |
| Hostel Caution Deposit MBBS-2017      | 11,88,000           | 11,88,000           |
| Hostel Caution Deposit MBBS-2018      | 4,85,000            | -                   |
| Refundable Interest Free Deposit 2008 | 25,00,000           | 37,00,000           |
| Refundable Interest Free Deposit 2010 | 57,50,000           | 62,50,000           |
| Refundable Interest Free Deposit 2011 | 1,45,00,000         | 1,50,00,000         |
| Refundable Interest Free Deposit 2012 | 1,80,00,000         | 1,80,00,000         |
| Refundable Interest Free Deposit 2013 | 2,99,50,000         | 2,99,50,000         |
| Refundable Interest Free Deposit 2014 | 5,86,12,000         | 6,93,00,000         |
| Refundable Interest Free Deposit 2015 | 8,45,000            | 8,45,000            |
| Refundable Interest Free Deposit 2016 | 14,63,00,000        | 14,63,00,000        |
| Canteen Deposit                       | 32,00,000           | 32,00,000           |
| <b>TOTAL</b>                          | <b>29,97,38,050</b> | <b>31,13,52,550</b> |



**SCHEDULE - E**

**SUNDRY CREDITORS & OTHER PAYABLES**

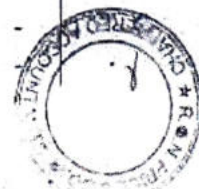

|                                 |          |           |
|---------------------------------|----------|-----------|
| Accura Bio-Medical Solution     | 15,671   | 4,131     |
| Accura Medicharts               | 30,096   | 11,972    |
| Ad Tr                           | 80,948   | -         |
| Amigos                          | -        | 11,275    |
| Anna Chemicals                  | -        | 3,108     |
| A 4 All                         | 2,07,902 | 14,211    |
| A J Enterprises                 | 667      | -         |
| A K M Surgical Co.              | 3,24,820 | 79,619    |
| A Medi Zintek                   | -        | 14,25,199 |
| A.J.Pharma                      | -        | 7,700     |
| A.K.M.Surgical Co.              | -        | 63,931    |
| A4 All Diagnostics Distributors | 18,967   | 22,080    |
| A4 AB, Calicut                  | -        | 5,70,339  |
| AB Associates                   | 21,715   | 21,715    |
| Abdul Hameed                    | 33,000   | 30,784    |
| Abdul Jabbar V.K                | 12,800   | 12,800    |



|                                       |           |           |
|---------------------------------------|-----------|-----------|
| ASD Hospital Needs                    | 84,538    | -         |
| Adhithya Agencies                     | -         | 2,73,440  |
| Adv.George Poonthottam                | -         | 22,500    |
| Advance From Patients                 | 2,13,509  | 2,85,782  |
| Advance to BPCL ECMS - (DIESEL)       | 261       | -         |
| Agfa Healthcare India Pvt.Ltd         | 63,602    | 1,62,551  |
| Agni Security & Enterprises           | 11,100    | -         |
| Airhind Tours and Travels             | -         | 16,566    |
| Airtech Climate Solution              | 1,51,802  | 4,24,650  |
| Airtel Mobile Services                | -         | 680       |
| Airtravel Enterprises India LTD       | -         | 1,02,692  |
| AKM Surgical Co.                      | 4,133     | 2,91,500  |
| Akshaya Pharmaceuticals               | 1,98,053  | 1,62,438  |
| Alavikutty(Popular Apartment)         | -         | 13,880    |
| Alfa Agencies                         | 12,38,134 | 14,82,700 |
| Alliance Pharma                       | 2,87,402  | 3,33,577  |
| Allied Medical Agencies               | 3,84,032  | 2,83,342  |
| Amar Enterprises                      | 3,612     | 3,612     |
| Ambalapatta Bricks                    | 16,844    | 85,104    |
| Amruth Diagnostics, Calicut           | -         | 28,731    |
| Anand Drug Lines                      | 1,67,409  | -         |
| Anand Oxygen India (P) Ltd            | 26,447    | 45,225    |
| Ananda Surgicals                      | -         | 1,13,067  |
| Anas Fabricators                      | 2,30,047  | 81,463    |
| Anoop K K(Painter)                    | 2,41,667  | 2,98,484  |
| Anu Radha                             | 30,114    | 74,754    |
| Anuradha Textiles                     | 44,579    | 16,663    |
| Aosta Software Technologies India Ltd | -         | 96,339    |
| Appasamy Associates                   | -         | 50,000    |
| Appu Tipper Service                   | 2,341     | 64,759    |
| Apex Medical Suppliers,Malappuram     | 12,600    | -         |
| Armoor Sportswear & Uniforms          | 13,600    | -         |
| Arni Pharma                           | 2,26,775  | -         |
| Ashok Drugs(Wholesale)                | 73,800    | 1,24,639  |
| Associated Clinical Aids Pvt Ltd      | 28,625    | 1,19,593  |
| Aswathy Agencies                      | 4,14,585  | -         |
| Aswini Associates                     | 4,27,240  | 8,30,384  |
| Aswini Health Specialities            | 52,000    | -         |
| Axis Medical Systems                  | 23,909    | 58,240    |
| Aztech Agencies                       | 85,597    | 85,597    |
| Advance Received from Debtors         | 1,70,654  | -         |
| Biocare Diagnostics                   | 3,88,691  | 2,93,660  |
| Bions Medical Systems Pvt.Ltd         | -         | 3,00,000  |
| BM Tyres                              | -         | 10,300    |
| Bright Off Set Press                  | -         | 16,800    |
| BAU Airconditions & Home Appliance    | -         | -         |



|  |          |          |
|--|----------|----------|
| Baba Drug House                        | 24,960   | 24,960   |
| Baby Surgicals                         | -        | 1,55,448 |
| Bala Pipes                             | 4,12,984 | 7,571    |
| Base Medical System                    | 4,09,220 | 3,11,758 |
| Bazooka Prints                         | 1,08,734 | 3,08,220 |
| Bharath Sanchar Nigam Limited          | 16,958   | 17,200   |
| Bhavan Surgicals                       | 17,583   | -        |
| Bhavana Offset & Computer Forms        | 38,188   | 1,17,496 |
| Bhavana Offset Press                   | -        | 81,035   |
| Bio Dagnostics                         | 75,414   | 6,318    |
| Bio Implants India (P)Limited          | 32,103   | 21,315   |
| Bio Logic Solutions                    | 42,784   | 71,222   |
| Biocare Diagnostics                    | -        | 6,644    |
| Biocoenosis Envirotech                 | 18,521   | -        |
| Bio-Tech Enterprises                   | 1,000    | -        |
| Bio-Diagnostics                        | 1,19,342 | 1,15,118 |
| Biomed Instrumentation Private Limited | 20,800   | 10,788   |
| Biomedical Engineering Company         | -        | 4,130    |
| Bions Medical System                   | 8,850    | -        |
| Biotechnika                            | 0        | 66,415   |
| Bioven                                 | -        | 1,48,537 |
| BKT Tipper Services                    | 43,756   | -        |
| Boyel Pharma                           | 8,960    | -        |
| Bright Alluminium Fabricators          | 35,750   | 82,547   |
| BSNL                                   | 28,329   | 35,056   |
| By Pharma                              | 93,909   | 1,85,886 |
| Chennai Surgicals & Co                 | -        | 15,400   |
| Classic Healthcare                     | -        | 3,68,400 |
| Endure System                          | 1,08,360 | 61,560   |
| ET Paper Mart & Stationery             | -        | 34,650   |
| GST Payable                            | -        | 3,19,553 |
| HR Life Care                           | -        | 58,420   |
| JK Solutions                           | -        | 15,600   |
| Lakshmi Surgicals                      | -        | 2,569    |
| Lakshmi Surgicals                      | 2,569    | -        |
| Leomed                                 | -        | 3,15,000 |
| Leonidaz Pharmaceuticals Pvt.Ltd       | -        | 23,514   |
| Malabar Lab Solution                   | 34,352   | 27,482   |
| Med Imax Surgicals                     | -        | 5,152    |
| Medicalines                            | -        | 37,820   |
| Meridian Life Care                     | -        | 8,960    |
| New Star Offset Press                  | 46,991   | 45,342   |
| Praxis Health Technologies             | -        | 40,320   |
| Real Care Tech                         | -        | 9,984    |
| Secuma                                 | -        | 27,868   |
| Sharan Sleep & Respiratory Care        | -        | 20,296   |






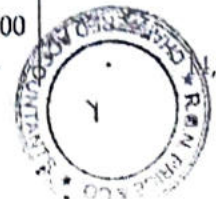
|  |           |          |
|--|-----------|----------|
| Sun Enterprises, TRIVANDRUM            | -         | 1,76,176 |
| Timely Care                            | -         | 19,470   |
| Trend Marketing                        | -         | 5,900    |
| Vineetha Surgical Instrument Works     | -         | 4,000    |
| Wisdom                                 | -         | 65,000   |
| C J Drugs                              | 22,518    | -        |
| CMA Medical Supports                   | 33,634    | -        |
| Calicut Bio Medicals                   | 2,800     | 15,700   |
| Calicut Biomedicals                    | 10,664    | 1,300    |
| Calicut Biotecnika                     | 31,968    | -        |
| Calicut Biomedicals,Areacode           | 11,395    | 20,020   |
| Calicut Book Distributors              | 14,99,041 | 4,60,148 |
| Calicut Drug Lines                     | 94,887    | 1,57,080 |
| Calicut Pharmaceuticals                | 11,384    | 8,056    |
| Calicut Surgicals                      | 14,114    | -        |
| Calicut Tower                          | 7,094     | -        |
| Cardio Consumables Pvt.Ltd             | 54,978    | 7,070    |
| Cardis Health Technologies             | 7,63,500  | 6,99,000 |
| Cardia Health Care                     | 2,30,468  | -        |
| Care Stream                            | -         | 1,79,200 |
| Carl Zeiss India(Bangalore)            | 12,500    | 12,500   |
| CBM Surgicals                          | 19,730    | 10,779   |
| Central Associates                     | 20,702    | 12,460   |
| Central Marketing Syndicate            | -         | 4,912    |
| Chandramohan (Canteen)                 | 20,84,541 | 2,62,807 |
| Chandran Nair(Tile Work)               | 883       | 883      |
| Chemeia Life Care                      | 2,520     | 18,144   |
| Chemind Chemicals                      | 16,932    | 43,021   |
| Chennai Surgical & Biomedicals         | 7,336     | 4,217    |
| Chithra Agencies                       | 1,40,327  | 2,06,773 |
| Cinzac Sales & Services Pvt.Ltd.       | -         | 3,239    |
| City Drugs                             | -         | 3,272    |
| City Drugs Pharmaceutical Distributors | 1,14,720  | 1,43,679 |
| CJM,Surgicals                          | 51,193    | -        |
| CJS Pharma                             | 2,194     | -        |
| Commercial Enterprises                 | 2,445     | 1,88,070 |
| Computer Care                          | 72,540    | 79,456   |
| Cosmoz Pharmaceuticals                 | 5,67,828  | -        |
| Creditors for others (counters)        | 2,53,414  | 2,50,000 |
| Crystal Technologies                   | 35,000    | -        |
| Cure Line Pharma                       | 6,510     | 34,019   |
| Dr.Lal Path Labs                       | 1,03,370  | 47,980   |
| D & K Associates                       | -         | 1,940    |
| Deepak Distributors                    | -         | 29,810   |
| Demanda Medical College, Chennai       | -         | 1,680    |
| Dot Computers, Calicut                 | 1,60,522  | 22,194   |



|  |              |             |
|--|--------------|-------------|
| E T Papermart  | -            | 65,350      |
| Edu Bazar  | 8,663        | 8,663       |
| Element Enterprises                                  | 1,23,873     | 1,05,585    |
| E-Max Biogenics                                      | 1,01,056     | 91,823      |
| Emergency Medicine Dept                              | 10,000       | 62,400      |
| Environmental Engineers & Consultants Pvt Ltd        | 20,800       | 20,800      |
| Epsilon Diagnostics                                  | 67,200       | -           |
| Erakkodan Infrastructure and Technical Services      | -            | 3,40,000    |
| ESI Corporation                                      | 878          | 1,247       |
| ESI Payable  | 5,19,183     | 2,81,361    |
| Escon Elevators                                      | 1,440        | -           |
| Evergreen Enterprises                                | 13,444       | -           |
| Exalogic Solutions Pvt Ltd                           | 65,524       | -           |
| Examiners Remuneration From KUHS                     | 2,00,270     | 1,49,000    |
| Excel Pharma   | 2,248        | 2,248       |
| Excess Amount Collected to Be Refunded               | 1,46,726     | 2,37,500    |
| Excess Fee Received to be Adjusted - MBBS-2016 Batch | 2,94,42,900  | 7,08,33,500 |
| Excess Fee Received to be Adjusted - MBBS-2017 Batch | 62,85,250    | 1,29,52,450 |
| Eyedeal Vision                                       | 3,960        | -           |
| Focus Advertising Co.                                | 2,79,880     | 97,920      |
| Fridge House   | 19,990       | -           |
| Fathima Hameed                                       | 33,000       | -           |
| GDR Health Care                                      | 65,386       | -           |
| G.H Pharma   | 8,260        | 21,126      |
| Global Agencies                                      | 18,648       | -           |
| Global BioMed  | 6            | 64,006      |
| Global Drug House                                    | 31,248       | 45,639      |
| Good Lands Agencies                                  | 52,807       | -           |
| Grace Med  | 16,65,046    | 10,91,315   |
| Grahams Pharmaceuticals                              | 46,186       | 36,840      |
| Grant Received to Be Refunded                        | 2,38,410     | 3,14,183    |
| Gratuity Payable                                     | 10,20,99,648 | 8,72,75,461 |
| Green Solutions                                      | -            | 17,181      |
| Green Vally (Johnson Joseph)                         | 13,711       | -           |
| GST Payable  | 4,11,674     | 74,974      |
| G-FAB For Men  | 1,827        | -           |
| Haemolab Equipments                                  | 82,423       | 1,04,489    |
| Harvay   | 1,534        | 1,534       |
| Health Care  | -            | 13,700      |
| Hebbar Surgical Instruments                          | 13,808       | 13,808      |
| Hi Tech Marketing Services                           | -            | 11,200      |
| Hindustan Health Care                                | 1,180        | 1,180       |
| Hitech Lab   | 15,723       | 15,723      |
| Hospital Beds  | 19,470       | -           |
| Kosonitech Surgical Industries, Calicut              | 2,925        | 2,925       |
| Hotel Malayoram Gateway                              | 35,387       | 104,861     |



|   |          |          |
|---|----------|----------|
| Hotel Marina Residency                    | 64,643   | 95,317   |
| Hygiene Care                              | 60,541   | 1,73,809 |
| Hykon India (P) LTD                       | 49,000   | 4,424    |
| Idea Cellular Ltd                         | 9,416    | 11,396   |
| Impresso                                  | 1,52,163 | -        |
| Induluxe Technologies                     | -        | 3,15,000 |
| Indus Motor Co.Pvt.Ltd                    | -        | 5,490    |
| Indeed Stericare                          | 89,356   | 1,02,479 |
| Indian Surgicals & Medicals               | 29,008   | 1,85,474 |
| Indo Electricals                          | 23,335   | 2,06,740 |
| Inside Interiors & Furniture Sales Centre | 38,220   | 1,71,500 |
| Insignia Biomedical                       | 2,58,680 | 2,28,032 |
| I-Zar Technology Solutions                | -        | 67,958   |
| I Care                                    | -        | 33,984   |
| J.Enterprises                             | -        | 8,047    |
| Jackson Drug House of Malabar             | 3,95,164 | 7,01,083 |
| Jaihind Surgicals                         | -        | 13,500   |
| JAKESMED HEALTHCARE                       | -        | 17,920   |
| Janatha Drugs                             | 47,150   | 98,305   |
| Jayaraj Pipe Traders                      | 30,314   | 4,224    |
| Jeyhruday Enterprises                     | 4,93,477 | 1,41,360 |
| JEZ Health Care                           | 13,360   | 13,360   |
| Jins John/Sunprints Digital Colour Press  | 78,388   | 79,128   |
| JK SOLUTIONS                              | -        | 5,394    |
| JN Surgi Cure, Alleppey                   | -        | 5,408    |
| Jolly Plastics                            | -        | 9,500    |
| Joshi Engineering Works                   | 2,773    | 25,000   |
| JV Tech                                   | 48,663   | -        |
| J S Pharma                                | 7,650    | -        |
| J.M.Surgicals                             | 24,380   | -        |
| Jyothi Drugs                              | 1,05,014 | 44,053   |
| Jyothi Pharma                             | 1,96,104 | 18,849   |
| Jyothy Drugs                              | 54,337   | 10,688   |
| Jyothy Pharma                             | -        | 1,99,624 |
| K J P Concrete Cutting & Plumbing         | -        | 10,075   |
| K M C T Canteen                           | -        | 19,385   |
| K Moideenkutty Haji                       | -        | 1,47,766 |
| K Sree Care Agencies                      | 927      | 360      |
| K T Printers                              | 1,55,091 | 2,68,003 |
| K.M.Parthasarathy & Sons                  | 1,48,437 | 6,101    |
| Kaaizeen Meditech Pvt.LTD                 | 1,54,000 | 39,760   |
| Kadavil Electro Mech. Indul               | 9,440    | 42,841   |
| Kairali Phynyl                            | -        | 20,000   |
| Kalarikkal Drugs, Calicut                 | -        | 1,411    |
| Kardja Medical Instrumentation            | 9,500    | 5,000    |
| Kavya Healthcare Services Limited         | -        | 4,40,600 |



|  |           |           |
|--|-----------|-----------|
| Kerala Commercial Distributors               | 49,451    | 1,83,830  |
| Kerala Diagnosis                             | 20,073    | 1,47,860  |
| Kerala Drug Distributors                     | 57,048    | 8,776     |
| Kerala Drug House                            | 41,194    | 68,827    |
| Kerala Surgicals, Calicut.                   | 1,08,528  | 1,08,528  |
| Kerals Rubbers & Traders,                    | -         | 23,788    |
| KVR Systems Sales & Services                 | -         | 2,000     |
| Lapic  | 6,78,598  | -         |
| Lavany Store Kattangal                       | 18,808    | -         |
| Lavanya Metals                               | 26,270    | 15,000    |
| Laxmi Enterprises                            | 99,773    | 2,55,620  |
| Lazhora Medical Cosmetics                    | 12,390    | -         |
| Lifecare Drugs                               | 7,510     | -         |
| Lifecare Systems                             | 1,950     | 5,619     |
| Lifeline surgicals                           | 38,231    | -         |
| Listenup India Hearing Solution P.Ltd        | 10,945    | -         |
| LS Drugs & Surgicals                         | 2,434     | 2,434     |
| M.J.Power Solutions                          | -         | 15,000    |
| M.R Associates                               | 4,13,148  | 2,31,505  |
| Madhyamam Daily                              | 7,154     | -         |
| Magnas Medical Systems                       | -         | 14,500    |
| Malabar Diagnostics                          | 7,840     | 5,880     |
| Malabar Furniture                            | 51,700    | 1,24,750  |
| Malabar X-Ray & Surgical Co.                 | -         | 2,800     |
| Malayala Manorama                            | 24,658    | -         |
| Manoj Pharmaceuticals                        | 25,13,117 | 26,89,428 |
| The Mathrubhumi Printing & Publishing Co.LTD | 0         | -         |
| Markazs Sunnis Aqafathi Karanthur            | 2,50,000  | 2,50,000  |
| Mas Enterprises                              | 12,87,725 | 21,41,315 |
| Medchem                                      | -         | 89,118    |
| Medchem Pharmaceutical Distributors          | 13,970    | 12,714    |
| Medi Care Associates                         | 1,134     | 1,20,985  |
| Medi Care Surgicals                          | 8,623     | 8,623     |
| Medi Drugs                                   | -         | 10,472    |
| Medi Link Enterprises (P) Ltd, Palakkad      | 1,09,976  | 1,23,055  |
| Medi Link Enterprises PVT.LTD                | -         | 7,080     |
| Medi Pharma                                  | 58,466    | 98,710    |
| Medi Pharma Specialty                        | 85,418    | 1,71,195  |
| MediTech Medicines                           | 40,600    | -         |
| Medical Supports                             | -         | 36,874    |
| Medicare Associates                          | 1,43,071  | 1,134     |
| Medico Lifescience                           | 33,524    | 33,524    |
| Medicon Systems                              | 2,655     | 29,511    |
| Medidove                                     | 5,339     | 10,678    |
| Medilink Enterprises                         | 31,211    | 42,881    |
| Medisafe                                     | 61,741    | 9,373     |



|  |           |           |
|--|-----------|-----------|
| Medizintek   | 11,14,742 | 8,11,130  |
| Meridian Life Care                                   | 8,960     | -         |
| Metro Chem Laboratories                              | 7,788     | 6,354     |
| Meyon Pharma   | 4,99,186  | 3,55,156  |
| Micro Lab Equipments                                 | 1,29,639  | 29,317    |
| Microbiological Labo.Resr. & Ser.                    | 31,440    | 14,520    |
| Midas Health Care                                    | 17,59,218 | 8,55,815  |
| Miscellaneous Advance                                | 27,800    | -         |
| Mix Graphics   | 87,580    | -         |
| Mohan's Electronics & Illuminators                   | 2,564     | 2,564     |
| Ms Surgicals   | 2,17,046  | 92,752    |
| Muhammed Parakkal -Building Rent                     | 40,000    | 40,000    |
| N K Furnishing                                       | 14,499    | 2,83,464  |
| Nandanam Agencies                                    | 5,99,232  | 4,68,429  |
| National Radios                                      | -         | 51,243    |
| New Pilot Stores                                     | -         | 18,388    |
| Next Gen Pharma                                      | 1,181     | -         |
| Nidra Associates                                     | 12,022    | -         |
| Niram Ofset Printers                                 | 34,139    | 58,356    |
| Nuclear Surgicals                                    | 76,057    | 2,91,744  |
| Omega Instruments & Chemicals                        | -         | 1,16,185  |
| Omega Trade Links                                    | 20,462    | 3,80,702  |
| Open Biomedicals                                     | 4,154     | -         |
| Orison Pharmaceutical Distributors                   | 3,12,317  | 2,14,655  |
| Ospicare   | 13,776    | -         |
| Osseous Health Care Pvt Ltd                          | 4,928     | -         |
| Other Expenses Payable                               | 22,43,797 | 21,82,899 |
| Other Recoveries                                     | -         | 27,816    |
| Outstanding Expenses                                 | -         | 1,57,603  |
| Otic Hearing Solution Pvt.Ltd                        | 45,650    | -         |
| OP Patient Balance                                   | 3,850     | -         |
| PMH Motors   | 5,691     | -         |
| P M K Building                                       | 1,89,096  | -         |
| Para Military Ex-Servicemen Security Service Society | -         | 1,90,433  |
| Para Military Forces Ex-Servicemen Welfare Society   | -         | 79,027    |
| ParaMilitary Exservicesmen Security Service Society  | 68,924    | 15,50,751 |
| Parayil Pharma                                       | 9,853     | 9,853     |
| Pest Control India                                   | 10,856    | -         |
| Pharma Care  | 62,579    | 5,080     |
| Pharma Point   | 64,791    | 96,580    |
| Pavithran & Murali                                   | 1,27,440  | -         |
| PMH Motors   | -         | 37,185    |
| Powerline Electricals                                | 24,860    | 24,860    |
| Prasoon Industrials                                  | 1,10,256  | 4,84,657  |
| Prathesh Medico                                      | 3,58,657  | 65,000    |
| Praxis Health Technologies                           | 2,33,870  | 3,91,720  |



  
 Principal  
 KMCT Medical College  
 Manassery  
 Kozhikode

|   |             |             |
|---|-------------|-------------|
| Professional Charges Payable            | 1,13,549    | 1,01,790    |
| Prompt Solutiond Pvt Ltd                | 1,28,622    | -           |
| Prompt Suppliers                        | 5,78,250    | 9,33,084    |
| Provident Fund Payable                  | 1,13,62,168 | 53,04,115   |
| Provident Fund Payable -HO              | -           | 3,46,787    |
| Provident Fund Penalty                  | 3,14,91,542 | 3,14,91,542 |
| Pump Gallary                            | 31,820      | -           |
| Pushkaran                               | 4,22,616    | -           |
| Quality Health Care                     | 6,692       | 6,692       |
| R.D.Surgicals, Calicut                  | 12,980      | 86,226      |
| R.G.N. Price & Co.                      | 6,30,000    | 5,40,000    |
| Raghulal Agencies                       | 6,423       | -           |
| Real Care Tech                          | 56,153      | 45,430      |
| Receipe Drugs                           | 4,75,480    | 4,89,477    |
| Reena Engineering Company               | 448         | -           |
| Resort Medicals                         | -           | 11,105      |
| Resort Medicals                         | -           | 14,607      |
| Running Traders                         | 27,553      | -           |
| S J Care                                | 60,956      | -           |
| S N Cement                              | 3,61,800    | 2,70,000    |
| S R Drugs                               | 1,10,494    | 28,224      |
| S R Medical Solutions                   | -           | 10,471      |
| Saaradhi Electrical Engineers           | 15,164      | 87,039      |
| Sabah Enterprises                       | -           | 6,965       |
| Sahajanand Medical Technologies PVT.LTD | 11,89,837   | 8,88,648    |
| Salaries Payable                        | 1,35,03,267 | 1,40,82,725 |
| Salaries Payable Admn                   | 1,51,21,897 | 1,33,47,664 |
| Salary Payable- Doctors- Emergency Dept | 14,54,234   | 11,15,650   |
| Salary Payable -Security Staff          | 9,95,592    | -           |
| Sams Life Science                       | -           | 8,370       |
| Sandor Medicaids PVT LTD                | 12,338      | -           |
| Sas Tiles & Granites                    | 39,198      | -           |
| Security Deposit - Canteen              | 7,00,000    | 7,00,000    |
| Security Deposit Coffee Shop            | 2,00,000    | -           |
| Security Deposit From Andhra Bank       | 2,23,560    | 2,23,560    |
| Sharan Sleep & Respiratory Care         | 16,800      | -           |
| Shibumi Medical Systems                 | 11,000      | -           |
| Shymma Surgicals                        | -           | 31,942      |
| Signet                                  | -           | 10,986      |
| Silver Drugs                            | 34,533      | 48,887      |
| Smith Safety Service                    | 18,551      | 18,551      |
| Sona Drugs & Surgicals                  | 1,969       | 1,969       |
| Soorya Life Care                        | 35,809      | 72,581      |
| South North Medicals                    | 57,820      | -           |
| Space Marketing Solutions               | 13,959      | -           |
| Speciality Surgicals & Medicals         | 4,38,455    | 3,67,723    |



|   |           |           |
|---|-----------|-----------|
| Sportz Med Surgicals                            | -         | 32,760    |
| Sree Care Agencies                              | -         | 30,495    |
| Sree Gokulam Health Care Pvt.LTD                | 8,960     | 9,440     |
| Sree Sasthaa Scientific Company                 | 1,489     | 1,489     |
| Sreekala Oxygen Co. Thenhippalam                | 4,75,266  | 3,40,788  |
| Sreekala Oxygen Company                         | 94,182    | 56,901    |
| Sri Kulandaiswamy Surgicals                     | 1,07,520  | 1,02,414  |
| Sri Ram Associates                              | 83,419    | 1,56,816  |
| Stancare Medical Supplies                       | -         | 25,146    |
| Star surgicals                                  | 82,621    | -         |
| STEEL TECH CORT SOLUTION PVT.LTD                | 11,36,000 | 65,000    |
| Stipend Payable to Housesurgeons                | 6,17,847  | 12,05,281 |
| Stryker   | -         | 1,17,825  |
| Stryker India Pvt.Ltd                           | 55,934    | 31,800    |
| Sun Enterprises                                 | 3,22,270  | 55,900    |
| Sunada Associates                               | 25,033    | 1,45,883  |
| Sunada Enterprises                              | 3,85,899  | 44,180    |
| Sunanda Associates, Calicut                     | 5,21,747  | 9,89,594  |
| Sunanda Enterprises                             | -         | 2,03,965  |
| Sunitha Sales & Services                        | 33,433    | -         |
| Super Drug Lines                                | 89,998    | 60,472    |
| Surgi Tech India                                | -         | 21,614    |
| Surgilink                                       | 1,76,069  | 1,84,377  |
| Surya Drugs, Calicut                            | 14,914    | 37,735    |
| Symbols Prints                                  | 2,050     | -         |
| TDS Payable                                     | -         | 1,998     |
| Tds Payable Commission 194H                     | 2,250     | -         |
| Tds Payable Professional -94 J                  | 7,85,514  | 90,967    |
| TDS Payable Rent 94 I                           | 4,16,350  | -         |
| TDS Payable-Salaries-92B                        | 23,95,988 | -         |
| Theamthai                                       | 3,940     | -         |
| Techno Enterprises Fire Engineers & Contractors | 7,80,689  | -         |
| Techno Med                                      | -         | 26,250    |
| The Calicut Drug Lines                          | 26,346    | 12,337    |
| Three Lead-Associates                           | -         | 11,063    |
| Tidings Entertainment & Media Service LLP       | 21,560    | -         |
| Trade Lines Mill Store                          | 14,670    | -         |
| Trend Marketing                                 | 5,900     | -         |
| Tricare Service Solution                        | 49,811    | -         |
| Tricare Service Solution                        | -         | 1,01,910  |
| Tripti Packers                                  | -         | 23,130    |
| Uma Equipments                                  | 100       | 100       |
| United Agencies                                 | -         | 1,904     |
| United Biomedical Services                      | 12,513    | 9,328     |
| United Biomedicals Services                     | -         | 3,185     |
| United Biomedicals Services                     | 386       | -         |



|                                  |                     |                     |
|----------------------------------|---------------------|---------------------|
| United Pharmaceuticals           | -                   | 42,593              |
| United Surgicals                 | 4,10,390            | 9,10,877            |
| United Surgicals                 | 5,74,548            | 1,43,181            |
| Upakaram Agencies                | -                   | 6,649               |
| Uzmi Laboratories India Pvt.Ltd. | 10,439              | -                   |
| V.K.Associates 1826C             | 4,33,983            | 5,33,191            |
| Vaansari Marketing Services      | -                   | 2,12,800            |
| Vajra                            | 22,969              | 7,679               |
| Variety Furniture                | 1,04,067            | 6,76,698            |
| Vascular Concepts LTD            | 70,46,783           | 38,08,517           |
| Vijay Hospitality Service        | 47,478              | 47,478              |
| VJ Surgical Instrumentation      | -                   | 15,736              |
| Wages Payable                    | 10,065              | 12,000              |
| Wages Payable                    | -                   | 12,500              |
| We Care Associates               | 44,656              | 37,470              |
| Welcare Associates               | 5,83,660            | 7,16,264            |
| Welfare Fund Payable             | 240                 | -                   |
| Well Care Surgicals              | 5,736               | 2,450               |
| Wings Health Care                | 5,57,573            | 2,49,990            |
| Wipro GE Health Care             | 13,29,679           | 14,89,487           |
| X-Ray & Hospital Supplies        | 4                   | 38,004              |
| Zeolite Water Technology         | 3,445               | -                   |
|                                  | <b>27,39,99,567</b> | <b>29,51,92,472</b> |

**SCHEDULE - F**

**CREDIT BALANCE IN BANK ACCOUNTS**

|  |                    |                    |
|--|--------------------|--------------------|
| Andhra Bank A/c No.009731100000007           | 1,96,95,103        | 1,98,31,397        |
| Andhra Bank OD A/c No. 210131100000016       | 1,94,21,366        | 2,19,64,181        |
| Indian Overseas Bank A/c NO.00410200002952   | 2,01,34,191        | 2,01,18,247        |
| Punjab National Bank A/c No 4258009300251096 | 1,67,02,360        | 1,85,97,121        |
| Andhra Bank A/c No.210111100000089           | 6,94,693           | -                  |
| Andhra Bank A/c No.210111100000070           | -                  | 2,19,664           |
| <b>TOTAL</b>                                 | <b>7,66,47,714</b> | <b>8,07,30,610</b> |

**SCHEDULE - G**

**INTER INSTITUTIONS HAVING CREDIT BALANCES**

|              |                       |                     |
|--------------|-----------------------|---------------------|
| <b>TOTAL</b> | <b>1,04,65,88,947</b> | <b>89,03,40,693</b> |
|              | <b>1,04,65,88,947</b> | <b>89,03,40,693</b> |

**SCHEDULE - I**

**FEE RECEIVABLES**

|           |             |           |
|-----------|-------------|-----------|
| MBBS 2011 | 6,05,418    | 8,06,872  |
| MBBS 2012 | 4,92,919    | 16,11,793 |
| MBBS 2013 | 4,48,401    | 24,35,530 |
| MBBS 2014 | 52,55,000   | 39,12,000 |
| MBBS 2015 | 17,66,840   | 17,44,240 |
| MBBS 2016 | 3,68,17,250 | 9,94,000  |






|              |                    |                    |
|--------------|--------------------|--------------------|
| MBBS 2017    | 34,05,250          | 63,89,450          |
| MBBS 2018    | 78,98,000          | -                  |
| PG-2017      | 10,000             | -                  |
| <b>TOTAL</b> | <b>5,66,99,078</b> | <b>1,98,93,885</b> |

**SCHEDULE - J**

**ADVANCE TO SUPPLIERS**

|   |           |           |
|---|-----------|-----------|
| Annie John Thottam-Website Consultant               | -         | 20,375    |
| Aswathi Water Supply                                | 10,000    | -         |
| Bio Pace Biomedical Solution                        | 18,290    | -         |
| Focus Advertising Co                                | -         | 547       |
| Greenlemon Internet Marketing & WEB Solutions Pvt L | 10,267    | 10,267    |
| Endocare Technologies                               | 10,000    | -         |
| Marble Gallery                                      | 3,12,756  | 3,12,756  |
| IPIX Solutions                                      | 7,050     | -         |
| Excel Int-Ext Pvt.Ltd                               | 3,108     | -         |
| Bhavani Consultants                                 | 25,000    | -         |
| Spreads Survey                                      | -         | 4,800     |
| Lapic   | -         | 1,05,300  |
| Saaradhi Electrical Engineers                       | -         | 596       |
| Anas Fabricators                                    | -         | 12,06,641 |
| Insta Health Solutions Pvt.Ltd.,                    | 4,50,000  | 4,50,000  |
| Bbraun Medical Systems                              | 30,493    | 30,493    |
| Aluminium World                                     | 28,307    | 28,307    |
| Abduljabbar V.K                                     | -         | 2,025     |
| Precious Solutions                                  | -         | 13,87,500 |
| Bharati Electrical Appliances                       | 821       | 137       |
| Beckman Coulter                                     | 1,87,964  | 2,00,000  |
| Mecom Services                                      | 4,000     | -         |
| MS Technologies                                     | 1,24,000  | -         |
| Netsagar  | 10,000    | -         |
| Star Tin Works                                      | 40,000    | -         |
| Escon Elevators                                     | 14,70,000 | 19,83,780 |
| Spnitha Sales & Services                            | -         | 50        |
| Indus Motoř Co.Pvt.Ltd                              | 11,799    | -         |
| Integran Health Care                                | 1,75,000  | -         |
| Star Tin Works                                      | -         | 40,000    |
| Kone Elevator India Private Ltd                     | 11,96,259 | 19,35,040 |
| Ibrahim Kutty-Hostel Rent                           | -         | 23,100    |
| Malabar Trading                                     | -         | 77,707    |
| Pentagon Switch Gear Pvt Ltd                        | -         | 5,19,372  |
| Precious Solutions                                  | 13,87,500 | -         |
| Raghulal Pharma, Kozhikode                          | 6,423     | -         |
| Saroj Lab   | 1,035     | -         |
| Secumax   | 1,77,309  | 89,452    |
| Shobha Telecom                                      | -         | 73,443    |



Principal  
KMCT Medical College  
Manassery P.O.  
Kozhikode

|   |                  |                    |
|---|------------------|--------------------|
| Sreejith P - Electrical Contractor              | -                | 16,044             |
| Techno Enterprises Fire Engineers & Contractors | -                | 94,50,463          |
| Thyssen Krupp Elevator                          | 576              | -                  |
| Anas Fabricators                                | -                | 4,98,204           |
| Escon Elevators Pvt Ltd                         | -                | 13,23,000          |
| Steel Galaxy                                    | 1,48,982         | 1,48,982           |
| Shyamprasad                                     | 14,000           | -                  |
| United Biomedical Service                       | 1,45,806         | -                  |
| B4U Airconditions & Home Appliance              | -                | 1,27,500           |
| <b>TOTAL</b>                                    | <b>60,06,745</b> | <b>2,00,65,881</b> |
| <b>SCHEDULE - K</b>                             |                  |                    |
| <b>DEPOSITS</b>                                 |                  |                    |
| Dr Anirudh                                      | 30,000           | 30,000             |
| Duties & Taxes                                  | -                | 480                |
| Electricity Deposit                             | 33,97,410        | 33,92,410          |
| Fixed Deposits                                  | 2,000            | 2,000              |
| Gas Deposits                                    | 6,100            | 6,100              |
| Purchase Advance                                | 61,160           | 65,946             |
| Professional Tax Payable                        | -                | 750                |
| Refundable Security Deposit- KUHS               | 35,00,000        | 35,00,000          |
| Rent Advance                                    | 30,000           | 30,000             |
| Security Deposit- KSRTC                         | 1,00,000         | 1,00,000           |
| Security Deposits                               | 50,000           | 50,000             |
| Salary Advance                                  | 89,163           | 1,57,432           |
| Sales Tax Deposits                              | 50,000           | 50,000             |
| TCS Receivable                                  | 53,566           | 38,106             |
| TDS Receivable                                  | 18,65,107        | 10,10,539          |
| Telephone Deposit                               | 1,18,621         | 1,18,621           |
| Water Deposit                                   | 1,00,000         | 1,00,000           |
| <b>TOTAL</b>                                    | <b>94,53,127</b> | <b>86,52,384</b>   |
| <b>SCHEDULE - L</b>                             |                  |                    |
| <b>OTHER ADVANCES</b>                           |                  |                    |
| Profession Tax                                  | 660              | 30                 |
| Salary Advance                                  | 3,71,878         | 2,93,024           |
| Purchase Advance                                | 92,599           | 45,314             |
| Miscellaneous Advance                           | 90,559           | 7,607              |
| Rent Advance                                    | 22,55,000        | 1,50,000           |
| Interest Accrued on Sales Tax Deposit           | 10,016           | 10,016             |
| Advance to BPCL ECMS - (DIESEL)                 | -                | 18,043             |
| Income Tax Advance                              | 3,93,76,240      | 3,73,76,240        |
| T K Unhahammed                                  | 1,68,000         | 1,68,000           |
| Jithin  | -                | 1,57,393           |
| Rent Advance                                    | -                | 20,05,000          |
| TDS Payable                                     | 11,381           | 4,95,149           |




|                               |                    |                    |
|-------------------------------|--------------------|--------------------|
| TDS Receivable                | 2,82,60,960        | 2,26,65,711        |
| TDS Receivable - Interest     | 1,52,150           | 1,52,150           |
| Employee's Contribution To PF | -                  | 1,440              |
| Accrued Interest              | 5,57,298           | 1,11,256           |
| Miscellaneous Advance         | -                  | 10,128             |
| <b>TOTAL</b>                  | <b>7,13,46,741</b> | <b>6,46,66,501</b> |

**SCHEDULE - M**

**SUNDRY DEBTORS**

|   |             |             |
|---|-------------|-------------|
| Receivables                                   | 2,39,964    | 2,48,671    |
| RSBY Claim Receivable                         | 73,13,346   | 71,92,280   |
| NIT   | 8,92,719    | 5,63,789    |
| Reliance Claim Receivabls                     | 95,00,716   | 54,87,997   |
| ECHS  | 52,12,995   | 36,82,604   |
| Karunnya                                      | 8,25,000    | 3,85,000    |
| Muthoot                                       | 49,250      | 59,450      |
| Snehasparsam                                  | 93,000      | 1,30,250    |
| ESI   | 1,97,56,820 | 1,41,83,199 |
| Madhyamam                                     | 53,420      | 66,363      |
| National Hospital                             | 5,73,780    | -           |
| Aaswas  | -           | 37,100      |
| Star Health Insurance                         | 1,89,882    | 1,11,936    |
| Vidal Health                                  | 2,37,983    | 1,42,904    |
| Max Bupa                                      | 1,55,649    | 47,786      |
| Pharma College                                | 9,061       | 9,061       |
| Reliance Receivabls(2017-18)                  | 1,47,13,763 | 1,99,42,143 |
| Urban Health Centre                           | 11,039      | 11,039      |
| Emergency Medicine Dept.                      | -           | (1,76,800)  |
| Raksha TPA                                    | 1,59,914    | -           |
| Reliance Claim Receivable                     | -           | 46,42,325   |
| Reliance Recevabls (2018-19)                  | 2,76,37,124 | -           |
| Reliance New 17-18                            | -           | 36,37,521   |
| Photostat Harishkumar                         | 1,36,000    | 93,000      |
| PNB ATM - Rent                                | 2,875       | 40,250      |
| Swiping Collection                            | 1,201       | -           |
| Amina Azees (Hostel Supervisor)               | -           | 1,500       |
| Ansari Asst.Manager(KMCT H.O)                 | 4,000       | 4,000       |
| Arafath A-C/o Mr.Ansari                       | 3,300       | 3,300       |
| Advance From Cash & Billing                   | 1,163       | -           |
| Dr.Ashwath Kumar,Asst.Professor of Physiology | -           | 14,000      |
| ELDHO K.V (Patient)                           | -           | 45,000      |
| Jassim(Asst.Administrator)                    | 11,100      | 11,100      |
| Karunnya                                      | 34,49,550   | 40,58,000   |
| Mariya/9366                                   | -           | 90,000      |
| Muhammed Afeef C/o N.T.Muhammed               | 8,000       | 4,000       |
|   | -           | 6,000       |



Principal  
KMCT Medical College  
Manassery P.O.  
Kozhikode

|   |                    |                    |
|---|--------------------|--------------------|
| Pathmavathy Amma C/o Moidu Sir                  | -                  | 6,105              |
| Rafeeq C/o Aburahiman (Dr.K.M.Navas Sir Uncle)  | -                  | 15,000             |
| Ravi,C/o Sooraj H.O Staff                       | 25,480             | 25,480             |
| Roche Diagnostics India PVT.LTD                 | 70,000             | -                  |
| Sankaran Master C/o Mr.Sandeep                  | 42,000             | 42,000             |
| Star Health Insurance & Allied Insurance Co.LTD | 2,13,115           | -                  |
| Suhaib C/o Dr.K.Moidu(Mg.Trustee)               | -                  | 6,750              |
| <b>TOTAL</b>                                    | <b>9,15,93,209</b> | <b>6,48,70,103</b> |

**SCHEDULE - N**

**FIXED DEPOSITS**

|  |                     |                     |
|--|---------------------|---------------------|
| FD-Andhra Bank A/c No.009720001000229              | 15,00,000           | 15,00,000           |
| FD-Andhra Bank A/c No.009720001000237              | 15,00,000           | 15,00,000           |
| FD-Andhra Bank A/c No.009720001000238              | 28,00,000           | 28,00,000           |
| FD Andhra Bank A/c No.009720100050011              | 1,00,000            | 1,00,000            |
| FD-Andhra Bank A/c NO.009720100051524              | 25,000              | 25,000              |
| FD -Andhra Bank A/c No. 009720100052091            | 25,000              | 25,000              |
| FD-Andhra Bank A/c No.009720100055098              | 8,50,000            | 8,50,000            |
| FD-Andhra Bank A/c No.009720100056802              | 5,00,000            | 5,00,000            |
| FD Andhra Bank A/c No. 009720100058165             | 50,000              | 50,000              |
| FD Andhra Bank A/c No. 009720100058174             | 50,000              | 50,000              |
| FD Andhra Bank A/c No. 009720100058183             | 50,000              | 50,000              |
| FD- Andhra Bank A/c No.009720100071591             | 5,87,686            | 5,00,000            |
| FD-Andhra Bank A/c No.9720100001583                | 5,00,000            | 5,00,000            |
| FD-Andhra Bank A/c No.9720100001592                | 5,00,000            | 5,00,000            |
| FD-Andhra Bank A/c No.9720100001608                | 3,00,000            | 3,00,000            |
| FD-Andhra Bank A/c No.9720100001617                | 3,00,000            | 3,00,000            |
| FD-Andhra Bank A/c No.9720100024168                | 2,57,495            | 2,57,495            |
| Fixed Deposit-Andhra Bank FD No. 009720100072703   | 11,69,236           | 10,00,000           |
| Fixed Deposit-Barch Andhra Bank A/c No.100008920   | 28,36,128           | 25,00,000           |
| FD-Corp Bank A/c No. KCC/01/130312/530401006893601 | 1,63,857            | -                   |
| FD-Corporation Bank A/c No. KCC/01/130312          | -                   | 1,08,254            |
| Fixed Deposit A/c No.425800PU00000673              | -                   | 16,29,204           |
| Fixed Deposit-PNB A/c No.1425800PU00000655         | -                   | 3,05,44,573         |
| Fixed Deposit- PNB A/c No.425800DI00000239         | 2,51,28,830         | -                   |
| Fixed Deposit PNB A/c No. 425800DP00016532         | 1,03,127            | -                   |
| Fixed Deposit-PNB A/C NO 425800PU00000646          | 3,07,98,765         | 3,05,50,645         |
| Fixed Deposit PNB A/c No.425800PU00000707          | 1,69,06,804         | -                   |
| Fixed Deposits-PNB A/c No. 425800PU00000415        | 3,13,92,872         | 3,02,24,175         |
| Fixed Deposits-PNB-A/c No. 425800PU00000424        | 3,05,92,344         | 3,02,24,175         |
| Fixed Deposits-PNB A/c No. 425800PU00000433        | 3,13,92,872         | 3,02,24,175         |
| Fixed Deposits-PNB-A/c No.425800PU00000406         | -                   | 3,10,28,298         |
| <b>TOTAL</b>                                       | <b>18,03,80,016</b> | <b>19,78,40,994</b> |

**SCHEDULE - O**

**BANK ACCOUNTS**



|  |                    |                  |
|--|--------------------|------------------|
| Andhra Bank A/c No.009711011001044                 | 6,586              | 6,586            |
| Andhra Bank A/c No.210111100000098                 | 16,10,107          | 19,218           |
| Andhra Bank Savings A/c No. 210110100062131        | 1,03,934           | -                |
| Corporation Bank A/c No.CBCA01000181               | 50,713             | 1,303            |
| Federal Bank A/c No.10900200006525                 | -                  | 1,316            |
| Indian Overseas Bank A/c NO.0041020000002730       | 5,366              | 5,431            |
| Punjab National Bank A/c No 4258002100093112       | 77,187             | 14,792           |
| SBT-THIRUVAMBADY HOSPITAL A/C NO.67211661931       | 1,861              | 4,870            |
| State Bank of Travancore A/c NO, 00000067182733180 | 50,56,434          | 6,70,926         |
| Andhra Bank A/c No.009711100000636                 | 70,463             | 3,295            |
| Andhra Bank A/c No.210111100000089                 | -                  | 4,76,435         |
| Indian Overseas Bank A/c NO.0041020000003078       | 1,21,233           | 1,21,233         |
| PNB-Escrow A/C No.4258002100093875                 | 65,46,739          | 10,40,755        |
| Punjab National Bank A/c No.4258002100092812       | 12,844             | 5,381            |
| Punjab National Bank SB A/c No.4258000105057342    | 2,74,79,891        | 30,096           |
| State Bank Of India A/c No.30854937797             | 5,825              | 30,914           |
| Indian Overseas Bank- 2936 Pharmacy                | 7,415              | 7,769            |
| Indian Overseas Bank- 2937 Hospital                | 6,82,523           | 5,64,560         |
| Panjab National Bank A/c.No.2100093750             | 1,73,384           | 81,322           |
| HDFC Bank, Nadakkave A/c.No.06718260000020         | 2,072              | 2,072            |
| Andra Bank No.210111100000016 - KMCT MCH           | 38,97,071          | 4,92,262         |
| Andra Bank No.210111100000043 - KMCT MCH Pharmacy  | 1,17,886           | 2,20,113         |
| South Indian Bank A/c.No.0621073000000076          | 1,42,469           | 1,45,124         |
| Andhra Bank A/c No.210111100000371                 | 1,74,617           | 63,300           |
| Federal Bank A/c No 10900200006350                 | 283                | 283              |
| Punjab National Bank A/c No.4258002100095785       | 1,73,830           | 3,71,771         |
| Andhra Bank KMCT W&C Hospital A/c-326              |                    | 6,630            |
| Andhra Bank A/c No.210111100000070                 | 43,35,825          | -                |
| Andhra Bank KMCT W&C Pharmacy A/c-335              | -                  | 56,065           |
| PNB A/c No:95794                                   | 17,22,930          | 1,43,409         |
| <b>TOTAL</b>                                       | <b>5,25,79,486</b> | <b>45,87,230</b> |

Principal  
KMCT Medical College  
Manassery P.O.  
Kozhikode



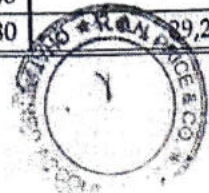

# KMCT MEDICAL COLLEGE & HOSPITAL

A unit of Kunhitharuvai Memorial Charitable Trust

Manassery P.O., Mukkom, Kozhikode -673 602

DETAILS OF SCHEDULES TO PROFIT & LOSS ACCOUNT FOR THE YEAR ENDED 31.03.2019

| PARTICULARS   | For the year ended<br>31-03-2019 |                     | For the year ended<br>31-03-2018 |                     |
|---|----------------------------------|---------------------|----------------------------------|---------------------|
|   | Rs                               | Ps                  | Rs                               | Ps                  |
| <b><u>SCHEDULE P</u></b>                                |                                  |                     |                                  |                     |
| <b><u>TUITION FEE</u></b>                               |                                  |                     |                                  |                     |
| Accommodation Charges                                   |                                  | 2,20,000            |                                  | -                   |
| Additional Tuition Fee                                  |                                  | 37,14,500           |                                  | -                   |
| Academic Calendar                                       |                                  | -                   |                                  | 97,500              |
| Admission Fee   |                                  | 15,000              |                                  | 1,55,000            |
| Annual Appraisal Fees                                   |                                  | 2,20,000            |                                  | -                   |
| Application Fee   |                                  | -                   |                                  | 2,83,820            |
| College ID Card   |                                  | 300                 |                                  | 97,500              |
| Establishment Charges                                   |                                  | -                   |                                  | 3,90,000            |
| Extend Medical Practice                                 |                                  | -                   |                                  | 10,50,000           |
| Extra Curricular Activities                             |                                  | -                   |                                  | 9,75,000            |
| Health Insurance  |                                  | -                   |                                  | 3,75,000            |
| Identity Card   |                                  | -                   |                                  | 100                 |
| Lab Fee   |                                  | 7,200               |                                  | 9,77,000            |
| Library Fee   |                                  | 2,50,000            |                                  | 5,96,099            |
| MCI Affiliation Fee                                     |                                  | -                   |                                  | 3,00,000            |
| Medical Exam Fees                                       |                                  | -                   |                                  | 7,50,000            |
| Miscellaneous Fee                                       |                                  | 12,31,980           |                                  | 16,07,328           |
| PTA   |                                  | -                   |                                  | 9,75,000            |
| Record & Autopsy  |                                  | -                   |                                  | 15,00,000           |
| Registration, Certificate verification, Fee for ID card |                                  | -                   |                                  | 2,40,000            |
| Special Fee   |                                  | 2,59,24,300         |                                  | 70,00,000           |
| Stationery Fee  |                                  | 15,000              |                                  | 3,05,000            |
| Students Fund   |                                  | -                   |                                  | 25,642              |
| Transportation Fee                                      |                                  | -                   |                                  | 7,50,000            |
| Tuition Fee From Previous Batch                         |                                  | -                   |                                  | 12,74,786           |
| Tuition Fees  |                                  | 40,09,17,000        |                                  | 27,18,75,000        |
| Uniform Expenses  |                                  | -                   |                                  | 8,77,500            |
| University Administration Fee                           |                                  | -                   |                                  | 50,000              |
| University Affiliation Fee                              |                                  | 1,50,000            |                                  | 2,700               |
| University Record Verification Fee                      |                                  | 8,100               |                                  | 60,400              |
| University Sports Affiliation Fee                       |                                  | 1,200               |                                  | -                   |
| University Union Fee                                    |                                  | 1,200               |                                  | 60,400              |
| <b>TOTAL</b>  |                                  | <b>43,26,75,780</b> |                                  | <b>29,26,50,775</b> |



**SCHEDULE Q****OTHER INCOME**

|  |                    |                    |
|--|--------------------|--------------------|
| ACLS/BLS Class Fee                       | 2,000              | 6,400              |
| Agriculture Income ( Net )               | 12,44,340          | 12,23,480          |
| Discount Received                        | 9,17,745           | 2,31,468           |
| Employment Health Checkup                | 2,000              | 5,150              |
| Examination Fee                          | 28,79,559          | 47,64,980          |
| Eyegear Optics India                     | 3,89,044           | 4,10,045           |
| Hostel Admission Fee                     | 1,000              | 1,32,000           |
| Hostel Electricity Charges               | -                  | 7,92,000           |
| Hostel Establishment Charges             | 14,000             | 6,60,000           |
| Hostel Fees                              | 2,77,99,450        | 1,50,04,000        |
| Hostel Rent Received From House Surgeons | 18,44,109          | -                  |
| Hostel Water Charges                     | -                  | 7,92,000           |
| Interest Received                        | 1,01,96,800        | 62,18,459          |
| Late Fee                                 | 17,84,515          | 6,59,007           |
| Mess Fee 2018                            | 69,84,000          | -                  |
| Miscellaneous Income                     | 6,18,909           | 97,482             |
| Other Income                             | 1,87,673           | 6,403              |
| Rent And Amenties Collection             | 15,95,240          | 32,66,954          |
| Rent Received                            | 21,33,280          | -                  |
| Rentals From Ambulance                   | 7,27,245           | 7,26,770           |
| Scrap Sales                              | 61,980             | 10,384             |
| Treatment Charity to Patients            | (29,600)           | 3,93,660           |
| <b>TOTAL</b>                             | <b>5,93,53,289</b> | <b>3,54,00,641</b> |

**SCHEDULE R****SALE OF MEDICINE**

|                          |                    |                    |
|--------------------------|--------------------|--------------------|
| Sale of Medicines        | 6,77,13,408        | 4,96,61,563        |
| Sale of Medicines(Neuro) | 1,12,55,017        | 80,96,661          |
| Sale of Medicines IP     | 24,68,514          | 1,51,26,032        |
|                          | <b>8,14,36,939</b> | <b>7,28,84,256</b> |
| Less: Returns            | 50,43,392          | 37,23,006          |
| <b>TOTAL</b>             | <b>7,63,93,547</b> | <b>6,91,61,250</b> |

**SCHEDULE S****HOSPITAL AND CLINIC RECEIPTS**


|                           |             |             |
|---------------------------|-------------|-------------|
| Consultation Fee          | 17,44,675   | 17,96,325   |
| Cross Consultation Fee    | 3,58,636    | 1,11,500    |
| Income From Dermatology   | 8,65,261    | 2,90,670    |
| Income From Birth & Death | 33,185      | 20,055      |
| Income From Cardiology    | 5,80,19,264 | 4,63,02,408 |
| Income From Casualty      | 1,38,60,725 | 4,41,579    |
| Income From CVTS          | 1,75,14,804 | 5,81,136    |



Principal  
KMCT Medical College  
Manassery  
Kozhikode




|                                       |                     |                     |
|---------------------------------------|---------------------|---------------------|
| Income From ECG                       | 4,86,010            | 6,03,115            |
| Income From Emergency Medicine        | 12,34,985           | -                   |
| Income From ENT                       | 40,06,845           | 26,58,024           |
| Income From Gastro Entrology          | 42,690              | 1,200               |
| Income From General Medicines         | 5,69,296            | 5,66,650            |
| Income From General Surgery           | 70,63,122           | 60,93,825           |
| Income From Gynecology                | 1,43,70,089         | 77,65,727           |
| Income From Lab                       | 80,89,815           | 50,76,002           |
| Income From Laboratory                | 1,30,43,706         | 79,42,871           |
| Income From MICU                      | 28,75,802           | 29,26,501           |
| Income From Nephrology                | 1,04,05,230         | 90,84,140           |
| Income From NICU                      | 14,47,000           | 12,19,500           |
| Income From NIV Charge                | -                   | 6,000               |
| Income From NMICU                     | 13,000              | 5,000               |
| Income From Neurology                 | 10,52,977           | 16,33,611           |
| Income From OBG                       | -                   | 200                 |
| Income From Ophthalmology Ward        | 13,66,911           | 13,12,794           |
| Income From Orthopaedics              | 77,04,182           | 40,78,823           |
| Income From Oxygen & Consumables      | 10,05,298           | 9,80,594            |
| Income From Paediatric                | 5,50,615            | 4,75,811            |
| Income From Physio Therapy            | 9,86,191            | 7,37,312            |
| Income From PICU                      | 2,48,600            | 1,71,500            |
| Income From Psychiatry                | 2,44,300            | 1,65,850            |
| Income From Pulmonary Medicine        | 2,13,800            | 2,29,600            |
| Income From Radiology                 | 2,81,71,896         | 2,49,43,201         |
| Income From Registration Fee          | 36,67,650           | -                   |
| Income From SICU                      | 25,43,616           | 21,64,300           |
| Income From Urology                   | 51,29,534           | 39,94,301           |
| Income From USG                       | 29,90,014           | 19,36,936           |
| Income From Ventilators               | 2,66,600            | 2,66,600            |
| Registration Fee                      | 1,45,75,916         | 1,44,33,430         |
| Room Rent                             | 53,87,048           | 35,97,591           |
| <b>TOTAL</b>                          | <b>23,21,49,288</b> | <b>17,66,14,682</b> |
| <b><u>SCHEDULE T</u></b>              |                     |                     |
| <b><u>ADMINISTRATIVE EXPENSES</u></b> |                     |                     |
| Advertisement                         | 15,49,419           | 24,66,557           |
| AMC Charges                           | 26,93,703           | 21,37,298           |
| Arogyasree                            | 2,108               | 1,910               |
| Audit Fee                             | 20,51,218           | 8,35,928            |
| Bio Meddical Waste                    | 2,77,564            | 10,89,668           |
| Books & Periodicals                   | 20,150              | -                   |
| Commission Paid                       | 1,70,000            | -                   |
| Consultancy Charges                   | 6,92,800            | 9,43,799            |
| Conveyance charges                    | 11,46,470           | -                   |
| Computer Maintanance                  | 3,49,252            | -                   |





|                                      |                     |                     |
|--------------------------------------|---------------------|---------------------|
| Discount Allowed                     | 19,18,155           | 55,055              |
| ECHS                                 | -                   | 1,19,093            |
| Electricity Charges                  | 2,02,94,907         | 2,04,26,754         |
| Employer Contribution Towards ESI    | -                   | 4,49,133            |
| Examination Expenses                 | 27,16,508           | 29,28,347           |
| Fee Concession                       | 1,12,38,000         | 38,80,364           |
| Food and Accomodation                | 42,62,229           | 11,81,852           |
| Frieght And Transportation           | 22,89,548           | 22,12,122           |
| Generator Maintance                  | 3,000               | 52,209              |
| Humsafar                             | 11,013              | 12,842              |
| Insurance Premium                    | 3,40,760            | 6,70,138            |
| Internal Audit Fee                   | -                   | 4,27,750            |
| Income Tax Filing Charges & Interest | 70,000              | -                   |
| Karunya Loss                         | -                   | 35,000              |
| KSRTC Bus Fare                       | 7,80,656            | -                   |
| Lab Expensess                        | -                   | 6,240               |
| Legal Expenses                       | 56,19,600           | 27,59,780           |
| Loss on Sale of Car                  | 19,681              | 34,33,742           |
| Medical Camp                         | -                   | 2,000               |
| Miscellaneous Expenses               | 19,88,690           | 16,58,659           |
| Office Expense                       | 1,65,783            | 1,61,347            |
| Patient Welfare                      | 4,34,943            | 5,95,551            |
| Postage And Telegram                 | 1,07,406            | 2,97,278            |
| Power Generation                     | 20,75,842           | 13,21,650           |
| Printing And Stationery              | 54,96,249           | 43,17,049           |
| Professional Charges                 | 25,60,727           | 55,95,059           |
| Raksha TPA                           | 70                  | -                   |
| Refreshment                          | 4,57,800            | 5,95,997            |
| Rent,Rates and Taxes                 | 1,40,67,069         | 97,97,142           |
| Repairs And Maintenance              | 2,65,79,689         | 1,91,02,586         |
| Short Collection of KVAT             | -                   | 281                 |
| Security Charges                     | 22,84,200           | 62,08,597           |
| Sevena                               | 3,060               | 2,200               |
| Sreyas                               | 2,741               | 4,567               |
| Star Health                          | -                   | 25,982              |
| Students Fund                        | 2,90,280            | -                   |
| Subscription                         | 36,02,495           | 12,52,050           |
| Swanthanam                           | 2,446               | 1,921               |
| Taxes & Licenses                     | 5,80,406            | 15,07,097           |
| TDS late payment fee                 | -                   | 20,352              |
| Telephone Charges                    | 20,39,934           | 15,91,669           |
| Travelling Expenses                  | 38,69,945           | 42,51,505           |
| Uniform Expensess                    | -                   | 2,540               |
| Vehicle Maintanance                  | 57,01,014           | 53,85,945           |
| Water Charges                        | 26,16,438           | 26,80,314           |
| <b>TOTAL</b>                         | <b>13,34,43,969</b> | <b>11,25,04,919</b> |



**SCHEDULE U**

**EDUCATION MATERIAL EXPENSE**

|                              |                    |                    |
|------------------------------|--------------------|--------------------|
| Laboratory Expenses          | 15,00,128          | 16,32,016          |
| Registration And Application | 54,80,686          | 71,89,788          |
| Unrecovered Fee Written Off  | -                  | 2,31,200           |
| Cost of Medicine Sold        | 6,59,22,614        | 5,54,82,495        |
| Cost of Spectacles Sold      | -                  | 1,46,901           |
| <b>TOTAL</b>                 | <b>7,29,03,428</b> | <b>6,46,82,400</b> |

**SCHEDULE V**

**FINANCE CHARGE**

|                                  |                    |                    |
|----------------------------------|--------------------|--------------------|
| Interest and Bank Charges        | 2,72,363           | 3,28,895           |
| Interest on Term Loan            | 88,01,290          | 1,56,47,094        |
| Interest on TDS                  | 1,37,246           | -                  |
| Interest on Vehicle Loan         | 2,50,577           | 6,88,427           |
| Interest on Working Capital Loan | 59,86,297          | 66,07,397          |
| Bank Guarantee Commission        | 7,26,426           | 3,68,220           |
| <b>TOTAL</b>                     | <b>1,61,74,199</b> | <b>2,36,40,033</b> |

**SCHEDULE W**

**MEDICINE EXPENSES**

|                         |                    |                    |
|-------------------------|--------------------|--------------------|
| Biomedical Waste        | 9,54,195           | 1,85,778           |
| Consumable Medical      | 3,24,81,782        | 2,74,14,160        |
| Consumable Others       | 63,76,905          | 79,999             |
| Consumables - Radiology | 22,25,137          | 21,40,977          |
| Lab Expense             | 96,73,588          | 1,41,94,923        |
| Medical Camp Expenses   | 87,30,894          | 1,05,96,688        |
| Medicine Consumed       | 1,50,17,416        | 1,52,45,478        |
| Office Maintenance      | 4,76,255           | 10,130             |
| Oxygen Consumption      | 24,96,119          | 21,46,239          |
| CME Others              | 85,000             | -                  |
| <b>TOTAL</b>            | <b>7,85,17,292</b> | <b>7,20,14,371</b> |

**SCHEDULE X**

**OTHER EXPENSE**

|                            |                 |               |
|----------------------------|-----------------|---------------|
| Donation                   | 2,47,000        | 45,000        |
| Road Construction Expenses | 1,25,000        | -             |
| <b>TOTAL</b>               | <b>3,72,000</b> | <b>45,000</b> |

**SCHEDULE Y**

**STAFF EXPENSE**

|   |           |           |
|---|-----------|-----------|
| Employers Contribution to ESI                   | 29,11,092 | 19,31,064 |
| Employer's Contribution to PF                   | 61,79,078 | 65,98,385 |
| Employer's Contribution Towards Workers Welfare | 6,960     | 9,240     |
| ESI Penalty                                     | 78        | -         |



Principal  
KMCT Medical College  
Manasgery  
Kochi

|   |                     |                     |
|---|---------------------|---------------------|
| Gratuity                                  | 1,55,70,692         | 1,64,74,350         |
| Honorarium                                | 3,10,000            | 7,94,400            |
| Linked Insurance                          | 1,98,072            | 2,17,749            |
| PF Administration Charge                  | 3,19,236            | 3,52,905            |
| Provident Fund Penalty Paid               | 27,434              | -                   |
| Salary - Arrears                          | -                   | 1,22,689            |
| Salary and Allowances to docots and staff | 39,07,47,005        | 35,31,37,718        |
| Staff Quarters Rent                       | 55,191              | 1,03,664            |
| Staff Welfare Fund                        | 50,877              | 1,97,763            |
| Stipend to Housesurgeons                  | 1,01,51,201         | 78,41,894           |
| Uniform Expense                           | 2,55,258            | 4,73,804            |
| Wages                                     | 5,29,639            | 13,48,435           |
| <b>TOTAL</b>                              | <b>42,73,12,519</b> | <b>38,96,04,060</b> |

Principal  
KMCT Medical College  
Manassery P.O.  
Kozhikode

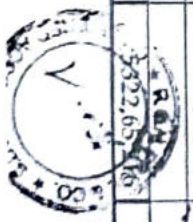



**KMCT MEDICAL COLLEGE & HOSPITAL**  
**A unit of Kunhitharuvai Memorial Charitable Trust**  
**MANASSERY P.O, MUKKOM, CALICUT - 673 602**

**Fixed Asset Schedule for the year ended 31st March 2019**

**SCHEDULE H**

| Assets                       | WDV as on<br>01.04.2018 | Addition             |                     | Deletion        | Total              | Depreciation |                   | WDV as on<br>31.03.2019 |
|------------------------------|-------------------------|----------------------|---------------------|-----------------|--------------------|--------------|-------------------|-------------------------|
|                              |                         | Before<br>30.09.2018 | After<br>30.09.2018 |                 |                    | Rate         | Amount            |                         |
| Land and Land Development    | 450,38,907              | -                    | -                   | -               | 450,38,907         | 0%           | -                 | 450,38,907              |
| Building                     | 2219,46,261             | 5,499                | 60,59,014           |                 | 2280,10,774        | 10%          | 224,98,127        | 2055,12,647             |
| Furniture & Fittings         | 605,19,200              | 12,41,522            | 35,63,060           | 90,000          | 652,33,782         | 10%          | 63,45,225         | 588,88,557              |
| Computer & Accessories       | 39,80,750               | 2,04,189             | 22,79,199           | -               | 64,64,138          | 40%          | 21,29,815         | 43,34,323               |
| Plant & Machinery            | 1521,48,709             | 167,50,119           | 92,90,856           | 3,61,406        | 1778,28,278        | 15%          | 259,77,427        | 1518,50,851             |
| Website and Software         | 28,40,266               | 11,99,559            | 2,28,000            | -               | 42,67,825          | 25%          | 10,38,456         | 32,29,369               |
| Library Books                | 6,17,730                | 8,85,091             | 18,99,021           | -               | 34,01,842          | 40%          | 9,80,933          | 24,20,909               |
| Work in Progress<br>Building |                         |                      | 20,19,671           |                 | 20,19,671          | 0%           | -                 | 20,19,671               |
| <b>GRAND TOTAL</b>           | <b>487,091,822</b>      | <b>202,85,979</b>    | <b>253,38,821</b>   | <b>4,51,406</b> | <b>5,32,65,766</b> |              | <b>589,69,983</b> | <b>4732,95,233</b>      |



**2017-18**

# KMCT MEDICAL COLLEGE & HOSPITAL

A unit of Kunhitharuvai Memorial Charitable Trust

Manassery P.O, Mukkom, Kozhikode -673 602

## BALANCE SHEET AS AT 31ST MARCH 2018

| SOURCE OF FUND                            | SCH | For the year ended<br>31-03-2018 |                    | For the year ended<br>31-03-2017 |                    |
|---|-----|----------------------------------|--------------------|----------------------------------|--------------------|
|   |     | Rs                               | Ps                 | Rs                               | Ps                 |
| <b>CAPITAL FUND</b>                       |     |                                  | 1,000              |                                  | 1,000              |
| <b>RESERVES AND SURPLUS</b>               |     |                                  |                    |                                  |                    |
| Capital Reserve                           |     |                                  | 5,933              |                                  | 5,933              |
| Surplus / Deficit                         | A   |                                  | (836,065,678)      |                                  | (693,234,750)      |
| <b>LOANS AND BORROWINGS</b>               |     |                                  |                    |                                  |                    |
| From Banks                                | B   |                                  | 136,231,130        |                                  | 161,646,688        |
| Deposits                                  | C   |                                  | 311,352,550        |                                  | 310,006,050        |
| <b>CURRENT LIABILITIES AND PROVISIONS</b> |     |                                  |                    |                                  |                    |
| Sundry Creditors & Other Payables         | D   |                                  | 295,192,473        |                                  | 178,214,289        |
| Credit Balance In Bank Accounts           | E   |                                  | 80,730,610         |                                  | 52,986,493         |
| Inter-Institutions Transfers ( Contra )   | F   |                                  | 890,340,693        |                                  | 807,061,261        |
| <b>Total</b>                              |     |                                  | <b>877,788,709</b> |                                  | <b>816,686,964</b> |
| <b>APPLICATION OF FUNDS</b>               |     |                                  |                    |                                  |                    |
| <b>FIXED ASSETS</b>                       | G   |                                  | 487,091,822        |                                  | 445,761,300        |
| <b>CURRENT ASSETS ,LOANS AND ADVANCES</b> |     |                                  |                    |                                  |                    |
| Stock of Medicines,Chemicals etc          |     |                                  | 8,095,505          |                                  | 6,248,049          |
| Fees Receivable                           | H   |                                  | 19,893,885         |                                  | 25,675,652         |
| Advance To Suppliers                      | I   |                                  | 20,065,881         |                                  | 17,288,868         |
| Deposits                                  | J   |                                  | 8,652,384          |                                  | 8,066,642          |
| Prepaid Expenses                          |     |                                  | 1,383,447          |                                  | 708,223            |
| Other Advances                            | K   |                                  | 64,666,501         |                                  | 60,054,177         |
| Sundry Debtors                            | L   |                                  | 64,870,103         |                                  | 48,380,176         |
| <b>CASH AND BANK BALANCES</b>             |     |                                  |                    |                                  |                    |
| a) Bank Balances                          |     |                                  |                    |                                  |                    |
| In Fixed Deposits                         | M   |                                  | 197,840,994        |                                  | 145,081,481        |
| In Current Accounts                       | N   |                                  | 4,587,230          |                                  | 54,125,440         |
| b) Cash in Hand                           |     |                                  | 640,957            |                                  | 5,296,955          |
| <b>Total</b>                              |     |                                  | <b>877,788,709</b> |                                  | <b>816,686,964</b> |

(U.O)

(U.O)

Accounting Policies & Notes to Accounts form part of accounts

This is the Balance sheet referred to in our report of even date.

For R.G.N. PRICE & CO.  
Chartered Accountants

G.SURENDRANATH RAO  
Partner

M.No.022693, FR No.0027855



Principal  
KMCT Medical College  
Manassery P.O  
Kozhikode  
Dr. K. Moidu  
Managing Trustee

# KMCT MEDICAL COLLEGE & HOSPITAL

A unit of Kunhitharuvai Memorial Charitable Trust

Manassery P.O, Mukkom, Kozhikode -673 602

## PROFIT & LOSS ACCOUNT FOR THE YEAR ENDED 31-03-2018

| Particulars                    | SCH<br>No | For the year<br>ended 31-03-18 |    | For the year<br>ended 31-03-17 |    |
|--------------------------------|-----------|--------------------------------|----|--------------------------------|----|
|                                |           | Rs                             | Ps | Rs                             | Ps |
| <b><u>INCOME</u></b>           |           |                                |    |                                |    |
| Tuition Fees                   | O         | 29,26,50,775                   |    | 42,84,79,927                   |    |
| Other Income                   | P         | 3,54,00,641                    |    | 3,15,71,416                    |    |
| Sale of Medicines              | Q         | 6,91,61,250                    |    | 5,14,88,825                    |    |
| Hospital and Clinic Receipts   | R         | 17,66,14,682                   |    | 17,12,25,264                   |    |
| <b>Total</b>                   |           | <b>57,38,27,349</b>            |    | <b>68,27,65,432</b>            |    |
| <b><u>EXPENDITURE</u></b>      |           |                                |    |                                |    |
| Administration charges         | S         | 11,25,04,919                   |    | 10,60,93,360                   |    |
| Educational Material & Expense | T         | 6,46,82,400                    |    | 5,50,34,780                    |    |
| Stock Differential             |           | (10,30,184)                    |    | 15,27,817                      |    |
| Finance charges                | U         | 2,36,40,033                    |    | 2,79,13,461                    |    |
| Medicine Expenses              | V         | 7,20,14,371                    |    | 7,45,38,999                    |    |
| Other Expenses                 | W         | 45,000                         |    | 6,05,711                       |    |
| Staff Expense                  | X         | 38,96,04,060                   |    | 33,93,51,447                   |    |
| Depreciation                   |           | 5,51,97,677                    |    | 5,29,59,795                    |    |
| <b>Total</b>                   |           | <b>71,66,58,277</b>            |    | <b>65,80,25,370</b>            |    |
| <b>Profit For the Year</b>     |           | <b>(14,28,30,929)</b>          |    | <b>2,47,40,062</b>             |    |


Accounting Policies & Notes to Accounts  
form part of accounts

This is the Profit & Loss account referred  
to in our report of even date.

  
**Dr K Moldu**  
Managing Trustee



For **R.G.N. PRICE & CO.**  
Chartered Accountants

  
**G. SURENDRANATH RAO**  
Partner  
M.No. 022693, FR No. 0027855

  
Principal  
KMCT Medical College  
Manassery P.O.  
Kozhikode

**KMCT MEDICAL COLLEGE & HOSPITAL**

A unit of Kunhitharuvai Memorial Charitable Trust

Manassery P.O, Mukkom, Kozhikode -673 602

**DETAILS OF SCHEDULES TO BALANCE SHEET AS AT 31.03.2018****SCHEDULE - A****SURPLUS/ DEFICIT**

|                             |                      |
|-----------------------------|----------------------|
| Opening Balance             | (693,234,750)        |
| Add: Profit during the year | (142,830,929)        |
| <b>TOTAL</b>                | <b>(836,065,678)</b> |

**SCHEDULE - B****LOAN FROM BANKS**

|   |                    |
|---|--------------------|
| Ardkra Bank- Term Loan- A/c No. 009730100003527 | 6,240,483          |
| PNB Demand Loan A/c No 425800PC2300411          | 27,474,818         |
| PNB Demand Loan No:425800PC23004120             | 5,000,753          |
| PNB Term Loan A/c No.425800IC00000043           | 2,091,725          |
| PNB Term Loan A/c No. 425800IF00000017          | 90,905,104         |
| P N B Vehicle Loan A/c No.425800NG04002800      | 2,079,730          |
| P N B Vehicle Loan A/c No.425800NG04002712      | 875,308            |
| PNB Term Loan A/c No425800ic00000061            | 1,563,209          |
|   | <b>136,231,130</b> |

**SCHEDULE - C****DEPOSITS**

|                                     |           |
|-------------------------------------|-----------|
| Caution Deposit MBBS 2008           | 154,500   |
| Caution Deposit MBBS 2009           | 265,000   |
| Caution Deposit MBBS 2010           | 182,000   |
| Caution Deposit MBBS 2011           | 990,000   |
| Caution Deposit MBBS 2012           | 992,500   |
| Caution Deposit MBBS 2013           | 1,500,000 |
| Caution Deposit MBBS 2014           | 1,500,000 |
| Caution Deposit MBBS 2015           | 1,500,000 |
| Caution Deposit MBBS 2016           | 3,000,000 |
| Caution Deposit MBBS 2017           | 3,000,000 |
| Caution Deposit M S Ortho 2015      | 30,000    |
| Caution Deposit M S Ortho 2016      | 15,000    |
| Caution Deposit MS Ortho( P G)-2017 | 15,000    |
| Hostel Caution Deposit MBBS 2008    | 118,800   |
| Hostel Caution Deposit MBBS 2009    | 273,250   |
| Hostel Caution Deposit MBBS 2010    | 315,000   |
| Hostel Caution Deposit MBBS 2011    | 630,000   |
| Hostel Caution Deposit MBBS 2012    | 670,500   |
| Hostel Caution Deposit MBBS 2013    | 630,000   |
| Hostel Caution Deposit MBBS 2014    | 864,000   |





|                                       |                    |
|---------------------------------------|--------------------|
| Hostel Caution Deposit MBBS 2015      | 774,000            |
| Hostel Caution Deposit MBBS 2016      | 200,000            |
| Hostel Caution Deposit MBBS-2017      | 1,188,000          |
| Refundable Interest Free Deposit 2008 | 3,700,000          |
| Refundable Interest Free Deposit 2010 | 6,250,000          |
| Refundable Interest Free Deposit 2011 | 15,000,000         |
| Refundable Interest Free Deposit 2012 | 18,000,000         |
| Refundable Interest Free Deposit 2013 | 29,950,000         |
| Refundable Interest Free Deposit 2014 | 69,300,000         |
| Refundable Interest Free Deposit 2015 | 845,000            |
| Refundable Interest Free Deposit 2016 | 146,300,000        |
| Canteen Deposit                       | 3,200,000          |
|                                       | <b>311,352,550</b> |

**SCHEDULE - D**

**SUNDRY CREDITORS & OTHER PAYABLES**

|  |            |
|--|------------|
| Airhind Tours and Travels                          | 16,566     |
| Airtel Mobile Services                             | 680        |
| Airtravel Enterprises India LTD                    | 102,692    |
| Aosta Software Technologies India Ltd              | 96,339     |
| Bharath Sanchar Nigam Limited                      | 5,784      |
| Environmental Engineers & Consultants Pvt Ltd      | 20,800     |
| Idea Cellular Ltd                                  | 11,396     |
| Inside Interiors & Furniture Sales Centre          | 171,500    |
| K.T.Printers                                       | 1,711      |
| Markazs Sunnis Aqafathi Karanthur                  | 250,000    |
| ParaMilitary Exservicemen Security Service Society | 1,550,751  |
| R.G.N. Price & Co.                                 | 540,000    |
| Variety Furniture                                  | 21,390     |
| Professional Charges Payable                       | 69,750     |
| Salary Payable                                     | 1,970,147  |
| Security Deposit - Canteen                         | 700,000    |
| Security Deposit From Andhra Bank                  | 223,560    |
| Wages Payable                                      | 12,000     |
| Tds Payable Professional -94 J                     | 90,967     |
| ESI Payable  | 281,361    |
| Gratuity Payable                                   | 87,275,461 |
| GST Payable  | 6,709      |
| Provident Fund Payable                             | 5,276,695  |
| Provident Fund Payable -HO                         | 346,787    |
| Provident Fund Penalty                             | 31,491,542 |
| Associated Clinical Aids.Pvt. Ltd                  | 78,552     |
| A Medi Zintek                                      | 1,425,199  |
| United Surgical Suppliers                          | 910,877    |
| United Agencies                                    | 929,444    |
|  | 1,904      |



*[Handwritten signature]*

Principal  
KMC Medical College  
Manassery  
Kozhikode

|  |           |
|--|-----------|
| Iyothi Drugs                           | 44,053    |
| Mas Enterprises                        | 2,015,892 |
| G.H Pharma                             | 21,126    |
| Alfa Agencies                          | 1,276,549 |
| Medi Care Surgicals                    | 8,623     |
| Global Drug House                      | 37,008    |
| Aswini Associates                      | 283,774   |
| Medi Pharma                            | 98,710    |
| Medi Pharma Specialty                  | 171,195   |
| Jackson Drug House of Malabar          | 701,083   |
| A.J.Pharma                             | 7,700     |
| Ivythy Pharma                          | 199,624   |
| City Drugs Pharmaceutical Distributors | 143,679   |
| Recipe Drugs                           | 307,826   |
| MS Surgicals                           | 30,576    |
| United Pharmaceuticals                 | 42,593    |
| Soorya Life Care                       | 72,581    |
| Medi Drugs                             | 10,472    |
| Meyon Pharma                           | 317,446   |
| A.K.M.Surgical Co.                     | 63,931    |
| Medidove                               | 10,678    |
| Orison Pharmaceutical Distributors     | 141,003   |
| Alliance Pharma                        | 271,585   |
| Chitra Agencies                        | 194,382   |
| Medchem Pharmaceutical Distributors    | 12,714    |
| Sunanda Enterprises                    | 203,965   |
| LS Drugs & Surgicals                   | 2,434     |
| Sunanda Associates, Calicut            | 989,594   |
| Medi Care Associates                   | 120,985   |
| Kerala Commercial Distributors         | 162,207   |
| We Care Associates                     | 5,250     |
| Gracemed, Calicut                      | 107,506   |
| Amruth Diagnostics, Calicut            | 28,731    |
| Pharma Care                            | 5,080     |
| Baba Drug House                        | 24,960    |
| Janatha Drugs, Kozhikode               | 44,768    |
| Sri Kulandaiswamy Surgicals            | 102,414   |
| Surya Drigs.Calicut                    | 37,735    |
| Akshaya Pharmaceuticals, Calicut       | 148,827   |
| Super Drug Lines                       | 60,472    |
| Surgilink                              | 105,664   |
| M.R.Associates, Kozhikode              | 181,497   |
| Excel Pharma                           | 2,248     |
| Ashok Drugs(Wholesale)                 | 124,639   |
| Bioven                                 | 148,537   |
| Kerala Drug House,                     | 53,950    |



Principal  
KMCT Medical College  
Manassery  
Kozhikode

|                                    |           |
|------------------------------------|-----------|
| Axis Medical Systems               | 57,792    |
| Kerala Surgicals, Calicut.         | 108,528   |
| Medicalines                        | 37,820    |
| Kerals Rubbers & Traders,          | 23,788    |
| Medical Supports                   | 36,874    |
| Leonidaz Pharmaceuticals Pvt.Ltd   | 23,514    |
| Resort Medicals                    | 11,105    |
| Laxmi Enterprises                  | 233,860   |
| J.Enterprises                      | 8,047     |
| By Pharma                          | 167,818   |
| Calicut Drug Lines                 | 157,080   |
| Nandanam Agencies                  | 427,023   |
| Hygiene Care                       | 91,354    |
| Manoj Pharmaceuticals              | 2,128,766 |
| Kalarikkal Drugs, Calicut          | 1,411     |
| Calicut Pharmaceuticals            | 8,056     |
| Cure Line Pharma                   | 27,509    |
| E-Max Biogenics                    | 91,799    |
| Grahams Pharmacueticals            | 36,840    |
| Allied Medical Agencies            | 283,342   |
| Wipro GE Health Care               | 345,597   |
| Anand Oxygen India (P) Ltd         | 45,225    |
| Trend Marketing                    | 5,900     |
| Anu Radha                          | 74,754    |
| J Care                             | 33,984    |
| Bazooka Printers                   | 92,434    |
| Mohan's Electronics & Illuminators | 2,564     |
| Bions Medical Systems Pvt.Ltd      | 300,000   |
| Insignia Biomedical                | 208,544   |
| Bhavana Offset & Computer Forms    | 117,496   |
| Variety Furniture, Calicut         | 49,067    |
| Accura Bio-Medical Solution        | 4,131     |
| Timely Care                        | 19,470    |
| Airtech Climate Solution           | 362,650   |
| Medicon Systems                    | 29,511    |
| X-Ray & Hospital Supplies          | 38,000    |
| Vijay Hospitality Service          | 33,738    |
| Kardia Medical Instrumentation     | 5,000     |
| K.T. Printers                      | 250,300   |
| Deepak Distributors                | 29,810    |
| Dr.Lal Path Labs                   | 47,980    |
| Lavanya Metals                     | 15,000    |
| Computer Care                      | 58,756    |
| Leomed                             | 315,000   |
| Lakshmi Surgicals                  | 2,569     |
| Malabar X-Ray & Surgical Co.       | 2,800     |



|                                    |         |
|------------------------------------|---------|
| Malabar Furniture                  | 112,050 |
| Well Care Surgicals                | 2,450   |
| Health Care                        | 13,700  |
| Accura Medicharts                  | 5,216   |
| New Star Offset Press              | 45,342  |
| New Pilot Stores                   | 18,388  |
| Anna Chemicals                     | 3,108   |
| Induluxe Technologies              | 315,000 |
| Jolly Plastics                     | 9,500   |
| Kerala Diagnosis                   | 147,860 |
| Green Solutions                    | 17,181  |
| Shymma Surgicals                   | 31,942  |
| Sharan Sleep & Respiratory Care    | 20,296  |
| Surgi Tech India                   | 21,614  |
| Vaansari Marketing Services        | 212,800 |
| Sun Enterprises, TRIVANDRUM        | 176,176 |
| BM Tyres                           | 10,300  |
| Kairali Phynyl                     | 20,000  |
| HK Life Care                       | 58,420  |
| Classic Healthcare                 | 368,400 |
| Biocare Diagnostics                | 293,660 |
| ET Paper Mart & Stationery         | 34,650  |
| Endure System                      | 61,560  |
| Appasamy Associates                | 50,000  |
| Med Imax Surgicals                 | 5,152   |
| Chennai Surgicals & Co             | 15,400  |
| VJ Surgical Instrumentation        | 15,736  |
| STEEL TECH CORT SOLUTION PVT.LTD   | 65,000  |
| Secumax                            | 27,868  |
| Sabah Enterprises                  | 6,965   |
| Wisdom                             | 65,000  |
| Agfa Healthcare India Pvt.Ltd      | 162,551 |
| Praxis Health Technologies         | 40,320  |
| Biotechnik                         | 23,447  |
| Real Cre Tech                      | 9,984   |
| Sree Care Agencies                 | 30,495  |
| Malabar Lab Solution               | 27,482  |
| Bright Alluminium Fabricat         | 82,547  |
| Kadavil Electro Mech. Indul        | 42,841  |
| Vineetha Surgical Instrument Works | 4,000   |
| Bright Off Set Press               | 16,800  |
| Meridian Life Care                 | 8,960   |
| Dot Computers, Calicut             | 14,250  |
| Baby Surgicals                     | 155,448 |
| Smith Safety Services              | 6,183   |
| PO Solutions                       | 15,600  |



|  |         |
|--|---------|
| Sportz Med Surgicals                                 | 32,760  |
| Indus Motor Co.Pvt.Ltd                               | 5,490   |
| Amigos   | 11,275  |
| Hitech Lab   | 15,723  |
| Medi Link Enterprises (P) Ltd, Palakkad              | 123,055 |
| Dermaindia, Chennai                                  | 1,680   |
| V.K.Associates 1826C                                 | 533,191 |
| Base Medical Systems                                 | 180,481 |
| CBM Surgicals  | 10,779  |
| PMH Motors   | 37,185  |
| Haemolab Equipments                                  | 104,489 |
| A4 All, Calicut                                      | 570,339 |
| Bio-Diagnostics                                      | 115,118 |
| N.K.Furnishings                                      | 113,779 |
| Element Enterprises                                  | 83,219  |
| Anoop Painter  | 112,622 |
| R.D.Surgicals, Calicut                               | 86,226  |
| Cardio Consumables Pvt.Ltd                           | 7,070   |
| Hindustan Health Care                                | 1,180   |
| Malabar Diagnostics                                  | 5,880   |
| Microbiological Labo.Resr. & Ser.                    | 14,520  |
| Care Stream  | 179,200 |
| Hospitech Surgical Industries, Calicut               | 2,925   |
| Calicut Biomedicals,Areacode                         | 20,020  |
| Para Military Ex-Servicemen Security Service Society | 190,433 |
| Chemeia Life Care                                    | 15,624  |
| JN Surgi Cure, Alleppey                              | 5,408   |
| KVK Systems Sales & Services                         | 2,000   |
| Indian Surgicals & Medicals                          | 156,466 |
| Sreekala Oxygen Co. Thenhippalam                     | 340,788 |
| Indeed Stericare                                     | 61,615  |
| Stryker India Pvt.Ltd                                | 31,800  |
| Bio Logic Solutions                                  | 68,983  |
| Cinzac Sales & Services Pvt.Ltd.                     | 3,239   |
| Carl Zeiss India(Bangalore)                          | 12,500  |
| Medisafe   | 14,200  |
| M.J.Power Solutions                                  | 15,000  |
| Sun Enterprises                                      | 49,600  |
| Magnas Medical Systems                               | 7,500   |
| Pharma Point   | 96,580  |
| BSNL   | 35,056  |
| Joshi Engineering Works                              | 25,000  |
| Nuclear Surgicals                                    | 235,253 |
| Welcare Associates                                   | 716,264 |
| R.M.Parthasarathy & Sons                             | 6,101   |
| Micro Chem Laboratories                              | 6,354   |



|                                    |            |
|------------------------------------|------------|
| Advance From Patients              | 25,000     |
| Salaries Payable                   | 4,674,504  |
| Creditors for others (counters)    | 250,000    |
| Other Recoveries                   | 27,816     |
| Other Expenses Payable             | 2,182,899  |
| Outstanding Expenses               | 157,603    |
| Salary Payable(Admn)               | 10,056,973 |
| Provident Fund Payable             | 17,414     |
| ESI Corporation                    | 1,092      |
| GST Payable                        | 319,553    |
| A4 All Diagnostics Distributors    | 22,080     |
| AB Associates                      | 21,715     |
| AKM Surgical Co.                   | 291,500    |
| Ananda Surgicals                   | 113,067    |
| Anuradha Textiles                  | 15,508     |
| Associated Clinical Aids PVT.LTD   | 22,014     |
| Aswini Associates                  | 539,134    |
| Base Medical Systems               | 124,783    |
| Bazooka Prints                     | 28,946     |
| Bio Implants India (P)Limited      | 21,315     |
| Biomedical Engineering Company     | 4,130      |
| Chandran Nair(Tile Work)           | 883        |
| Chemind Chemicals                  | 1,024      |
| Compter Care                       | 3,300      |
| E-Max Biogenics                    | 24         |
| Focus Advertising Co.              | 97,920     |
| Global BioMed                      | 64,006     |
| Grace Med                          | 980,897    |
| Hygiene Care                       | 34,635     |
| Indo Electricals                   | 13,355     |
| JAKESMED HEALTHCARE                | 17,920     |
| Jeyhruday Enterprises              | 141,360    |
| JEZ Health Care                    | 13,360     |
| Kaaizeen Meditech Pvt.LTD          | 39,760     |
| Kavan Healthcare Services Limited  | 1,440,600  |
| Medi Link Enterprises PVT.LTD      | 7,080      |
| Medizintek                         | 673,840    |
| M.R.Associates                     | 50,008     |
| Nuclear Surgicals                  | 473        |
| Orison Pharmaceutical Distributors | 28,210     |
| Prathosh Medico                    | 65,000     |
| Praxis Health Technologies         | 391,720    |
| Prompt Suppliers                   | 3,640      |
| Quality Health Care                | 6,692      |
| Sri Ram Associates                 | 156,816    |
| United Biomedical Services         | 9,328      |

*[Handwritten Signature]*

Principal  
 KMCT Medical College  
 Mysore P.O.  
 Mysore



|  |           |
|--|-----------|
| United Surgicals                         | 19,017    |
| Variety Furniture                        | 11,242    |
| Vascular Concepts LTD                    | 3,808,517 |
| Wings Health Care                        | 249,990   |
| Wipro Ge Healthcare                      | 1,008,890 |
| Alfa Agencies                            | 138,820   |
| Aztech Agencies                          | 85,597    |
| Manoj Pharmaceuticals                    | 74,972    |
| Recipe Drugs                             | 112,658   |
| Silver Drugs                             | 43,847    |
| Sona Drugs & Surgicals                   | 1,969     |
| Abdul Hameed                             | 30,784    |
| Accura Medicharts                        | 6,756     |
| Aswini Health Specialities               | 7,476     |
| Axis Medical Systems                     | 448       |
| B4U Airconditions & Home Appliance       |           |
| Biotechnika                              | 42,968    |
| By Pharma                                | 3,269     |
| Calicut Bio Medicals                     | 15,700    |
| Cardis Health Technologies               | 699,000   |
| Central Associates                       | 12,460    |
| Chemeia Life Care                        | 2,520     |
| Computer Care                            | 6,500     |
| Cure Line Pharma                         | 6,510     |
| Harvay                                   | 1,534     |
| Hebbar Surgical Instruments              | 13,808    |
| Hi Tech Marketing Services               | 11,200    |
| Indian Surgicals & Medicals              | 29,008    |
| Jaihind Surgicals                        | 13,500    |
| Jins John/Sunprints Digital Colour Press | 79,128    |
| Magnus Medical Systems                   | 7,000     |
| Mas Enterprises                          | 20,801    |
| Medchem                                  | 89,118    |
| Medicare Associates                      | 1,134     |
| Medico Lifescience                       | 33,524    |
| Medisafe                                 | 413       |
| Midas Health Care                        | 855,815   |
| Parayil Pharma                           | 9,853     |
| Sahajanand Medical Technologies PVT.LTD  | 888,648   |
| Signet                                   | 10,986    |
| Speciality Surgicals & Medicals          | 367,723   |
| Sree Cokulam Health Care Pvt.LTD         | 9,440     |
| S.R. Medical Solutions                   | 10,471    |
| Stancare Medical Supplies                | 25,146    |
| Striker                                  | 117,825   |
| Sugilink Associates                      | 35,420    |

M

Principal  
KMCT Medical College  
Manassery  
Kottayam



|  |           |
|--|-----------|
| Techno Med   | 26,250    |
| We Care Associates                                 | 32,220    |
| X-Ray & Hospital Supplies                          | 4         |
| Salary Payable                                     | 813,302   |
| Salary Payable Admin                               | 1,524,246 |
| TDS Payable  | 1,998     |
| A 4 All  | 14,211    |
| Abdul Jabbar V.K                                   | 12,800    |
| A K M Surgical Co.                                 | 79,619    |
| Anoop Painter                                      | 1,136     |
| Anuradha Textiles                                  | 1,155     |
| Associated Clinical Aids Pvt Ltd                   | 19,027    |
| Base Medical System                                | 6,494     |
| Bazooka Prints                                     | 186,840   |
| Bhavana Offset Press                               | 81,035    |
| Biocare Diagnostics                                | 6,644     |
| Bio Dagnostics                                     | 6,318     |
| Biomed Instrumentation Private Limited             | 10,788    |
| Calicut Biomedicals                                | 1,300     |
| Chennai Surgical & Biomedicals                     | 4,217     |
| Computercare                                       | 10,900    |
| Edu Bazar  | 8,663     |
| Element Enterprises                                | 22,366    |
| Emergency Medicine Dept                            | 62,400    |
| E T Papermart                                      | 65,350    |
| Indeed Stericare                                   | 40,864    |
| Insignia Biomedical                                | 19,488    |
| Jayaraj Pipe Traders                               | 4,224     |
| JK SOLUTIONS                                       | 5,394     |
| K M C T Canteen                                    | 19,385    |
| K Sree Care Agencies                               | 360       |
| K T Printers                                       | 11,880    |
| Lifecare Systems                                   | 5,619     |
| Malabar Furniture                                  | 12,700    |
| Medilink Enterprises                               | 42,881    |
| Medisafe   | 24,760    |
| N K Furnishing                                     | 158,280   |
| Nuclear Surgicals                                  | 56,018    |
| Para Military Forces Ex-Servicemen Welfare Society | 79,027    |
| Real Care Tech                                     | 45,430    |
| Smith Safety Service                               | 12,368    |
| S N Cement   | 69,000    |
| Sreekala Oxygen Company                            | 56,901    |
| Sun Enterprises                                    | 6,300     |
| Tricare Service Solution                           | 101,910   |
| Tricare Packers                                    | 23,130    |



Principal  
KMCT Medical College  
Manassery P.O.  
Kozhikode



|                                    |           |
|------------------------------------|-----------|
| Uma Equipments                     | 100       |
| United Biomedicals Services        | 3,185     |
| Upakaram Agencies                  | 6,649     |
| Vijay Hospitality Services         | 13,740    |
| Wipro Ge Healthcare                | 135,000   |
| Akshaya Pharmaceuticals            | 13,611    |
| Alfa Agencies                      | 67,331    |
| Alliance Pharma                    | 61,992    |
| By Pharma                          | 14,799    |
| Chithra Agencies                   | 12,391    |
| City Drugs                         | 3,272     |
| D & K Associates                   | 1,940     |
| Global Drug House                  | 8,631     |
| Gracemed                           | 2,912     |
| Hygiene Care                       | 47,820    |
| Janatha Drugs                      | 53,537    |
| Jyothi Pharma                      | 18,849    |
| Jyothy Drugs                       | 10,688    |
| Kerala Commercial Distributors     | 21,623    |
| Kerala Drug Distributors           | 8,776     |
| Kerala Drug House                  | 14,877    |
| Laxmi Enterprises                  | 10,880    |
| Manoj Pharmaceuticals              | 485,690   |
| Mas Enterprises                    | 104,622   |
| Medizintek                         | 137,290   |
| Meyon Pharma                       | 37,710    |
| Ms Surgicals                       | 62,176    |
| Nandanam Agencies                  | 41,406    |
| Orison Pharmaceutical Distributors | 45,442    |
| Receipe Drugs                      | 68,993    |
| Resort Medicals                    | 14,607    |
| Sams Life Science                  | 8,370     |
| Silver Drugs                       | 5,040     |
| S R Drugs                          | 28,224    |
| Sunada Associates                  | 145,883   |
| Sunada Enterprises                 | 44,180    |
| Surgilink                          | 43,293    |
| The Calicut Drug Lines             | 12,337    |
| Three Lead Associates              | 11,063    |
| United Surgicals                   | 124,164   |
| Advance From Patients              | 260,782   |
| Salaries Payable                   | 1,399,723 |
| Salaries Payable Admn              | 1,766,445 |
| ESI Corporation                    | 155       |
| Est Payable                        | 68,265    |
| Provident Fund Payble              | 10,006    |



|   |           |
|---|-----------|
| Adhithya Agencies                               | 273,440   |
| Adv. George Poonthottam                         | 22,500    |
| Airtech Climate Solution                        | 62,000    |
| Alavikutty (Popular Apartment)                  | 13,880    |
| Amar Enterprises                                | 3,612     |
| Ambalapatta Bricks                              | 85,104    |
| Anas Fabricators                                | 81,463    |
| Anoop K K (Painter)                             | 184,726   |
| Appu Tipper Service                             | 64,759    |
| Bala Pipes                                      | 7,571     |
| Bharath Sanchar Nigam Limited                   | 11,416    |
| Bio Logic Solutions                             | 2,239     |
| Calicut Book Distributors                       | 460,148   |
| Central Marketing Syndicate                     | 4,912     |
| Chemind Chemicals                               | 41,997    |
| Commercial Enterprises                          | 188,070   |
| Dot Computer Solutions                          | 7,944     |
| Erakkodan Infrastructure and Technical Services | 340,000   |
| Focus Advertising Co                            | 97,920    |
| Hotel Malayoram Gateway                         | 104,861   |
| Hotel Marina Residency                          | 95,317    |
| Hykon India (P) LTD                             | 4,424     |
| Indo Electricals                                | 193,385   |
| I-Zar Technology Solutions                      | 67,958    |
| K J P Concrete Cutting & Plumbing               | 10,075    |
| K Moideenkutty Haji                             | 147,766   |
| K T Printers                                    | 4,112     |
| Micro Lab Equipments                            | 29,317    |
| Muhammed Parakkal - Building Rent               | 40,000    |
| National Radios                                 | 51,243    |
| Niram Ofset Printers                            | 58,356    |
| N K Furnishing                                  | 11,405    |
| Omega Instruments & Chemicals                   | 116,185   |
| Omega Trade Links                               | 380,702   |
| Powerline Electricals                           | 24,860    |
| Prasoon Industrials                             | 484,657   |
| S N Cement Marketing                            | 201,000   |
| Sree Sasthaa Scientific Company                 | 1,489     |
| Vajra   | 7,679     |
| Variety Furniture                               | 594,999   |
| Professional Charges Payable                    | 32,040    |
| Salary Payable                                  | 5,225,049 |
| Salary Payable- Doctors- Emergency Dept         | 1,115,650 |
| Stipend Payable to Housesurgeons                | 1,205,281 |
| Wages Payable                                   | 12,500    |
| Examiners Remuneration From KUHS                | 149,000   |



|  |                    |
|--|--------------------|
| Excess Amount Collected to Be Refunded               | 237,500            |
| Grant Received to Be Refunded                        | 314,183            |
| Chandramohan (Canteen)                               | 262,807            |
| Excess Fee Received to be Adjusted - MBBS-2016 Batch | 70,833,500         |
| Excess Fee Received to be Adjusted - MBBS-2017 Batch | 12,952,450         |
|  | <b>295,192,473</b> |

**SCHEDULE - E**

**CREDIT BALANCE IN BANK ACCOUNTS**

|  |                   |
|--|-------------------|
| Andhra Bank A/c No.009731100000007           | 19,831,397        |
| Andhra Bank OD A/c No. 210131100000016       | 21,964,181        |
| Indian Overseas Bank A/c NO.00410200002952   | 20,118,247        |
| Punjab National Bank A/c No 4258009300251096 | 18,597,121        |
| Andhra Bank A/c No.210111100000070           | 219,664           |
|  | <b>80,730,610</b> |

**SCHEDULE - F**

**INTER INSTITUTIONS HAVING CREDIT BALANCES**

|   |                    |
|---|--------------------|
| Kunhitharuvai Memorial Charitable Trust | 890,340,693        |
|   | <b>890,340,693</b> |

**SCHEDULE - H**

**FEE RECEIVABLES**

|                 |                   |
|-----------------|-------------------|
| MBBS 2011 batch | 806,872           |
| MBBS 2012       | 1,611,793         |
| MBBS 2013       | 2,435,530         |
| MBBS-2014       | 3,912,000         |
| MBBS 2015       | 1,744,240         |
| MBBS 2016       | 2,994,000         |
| MBBS 2017       | 6,389,450         |
|                 | <b>19,893,885</b> |

**SCHEDULE - I**

**ADVANCE TO SUPPLIERS**

|   |           |
|---|-----------|
| Annie John Thottam-Website Consultant               | 20,375    |
| Focus Advertising Co                                | 547       |
| Greenlemon Internet Marketing & WEB Solutions Pvt L | 10,267    |
| Marble Gallery                                      | 312,756   |
| Spreads Survey                                      | 4,800     |
| Lapic   | 105,300   |
| Saaradhi Electrical Engineers                       | 596       |
| Anas Fabricators                                    | 1,206,641 |
| Insta Health Solutions Pvt.Ltd.,                    | 450,000   |
| Bbraun Medical Systems                              | 30,493    |
| Muscarenum World                                    | 28,307    |
| K. Mahabhar V.K                                     | 2,025     |



|   |                   |
|---|-------------------|
| Precious Solutions                              | 1,387,500         |
| Bharati Electrical Appliances                   | 137               |
| Beckman Coulter                                 | 200,000           |
| Escon Elevators                                 | 1,983,780         |
| Sunitha Sales & Services                        | 50                |
| Star Tin Works                                  | 40,000            |
| Kone Elevator India Private Ltd                 | 1,935,040         |
| Ibrahim Kutty-Hostel Rent                       | 23,100            |
| Malabar Trading                                 | 77,707            |
| Pentagon Switch Gear Pvt Ltd                    | 519,372           |
| Secumax   | 89,452            |
| Shobana Telecom                                 | 73,443            |
| Sreejith P - Electrical Contractor              | 16,044            |
| Techno Enterprises Fire Engineers & Contractors | 9,450,463         |
| Anas Fabricators                                | 498,204           |
| Escon Elevators Pvt Ltd                         | 1,323,000         |
| Steel Galaxy                                    | 148,982           |
| B4U Airconditions & Home Appliance              | 127,500           |
|   | <b>20,065,881</b> |

**SCHEDULE - J**

**DEPOSITS**

|                                   |                  |
|-----------------------------------|------------------|
| Dr Anirudh                        | 30,000           |
| Duties & Taxes                    | 480              |
| Electricity Deposit               | 3,392,410        |
| Fixed Deposits                    | 2,000            |
| Gas Deposits                      | 6,100            |
| Purchase Advance                  | 65,946           |
| Professional Tax Payable          | 750              |
| Refundable Security Deposit- KUHS | 3,500,000        |
| Rent Advance                      | 30,000           |
| Security Deposit- KSRTC           | 100,000          |
| Security Deposits                 | 50,000           |
| Salary Advance                    | 157,432          |
| Sales Tax Deposits                | 50,000           |
| TCS Receivable                    | 38,106           |
| IDS Receivable                    | 1,010,539        |
| Telephone Deposit                 | 118,621          |
| Water Deposit                     | 100,000          |
|                                   | <b>8,652,384</b> |

**SCHEDULE - K**

**OTHER ADVANCES**

|                          |         |
|--------------------------|---------|
| Professional Tax Payable | 30      |
| Salary Advance           | 293,024 |
| Purchase Advance         | 45,314  |



|                                       |                   |
|---------------------------------------|-------------------|
| Miscellaneous Advance                 | 7,607             |
| Rent Advance                          | 150,000           |
| Interest Accrued on Sales Tax Deposit | 10,016            |
| Advance to BPCL ECMS - (DIESEL)       | 18,043            |
| Income Tax Advance                    | 37,376,240        |
| T K KUNhahammed                       | 168,000           |
| Jithin                                | 157,393           |
| Rent Advance                          | 2,005,000         |
| TDS Payable                           | 1,495,149         |
| TDS Receivable                        | 22,665,711        |
| TDS Receivable - Interest             | 152,150           |
| Employee's Contribution To PF         | 1,440             |
| Accrued Interest                      | 111,256           |
| Miscellaneous Advance                 | 10,128            |
|                                       | <b>64,666,501</b> |

**SCHEDULE - L**

**SUNDRY DEBTORS**

|   |            |
|---|------------|
| Receivables                                   | 248,671    |
| RSBY Claim Receivable                         | 7,192,280  |
| NIT   | 563,789    |
| Reliance Claim Receivabls                     | 5,487,997  |
| ECHS  | 3,682,604  |
| Karunnya                                      | 385,000    |
| Muthoot                                       | 59,450     |
| Snehasparsam                                  | 130,250    |
| ESI   | 14,183,199 |
| Madhyamam                                     | 66,363     |
| Aaswas  | 37,100     |
| Star Health Insurance                         | 111,936    |
| Vidal Health                                  | 142,904    |
| Max Bupa                                      | 47,786     |
| Pharma College                                | 9,061      |
| Reliance Receivabls(2017-18)                  | 19,942,143 |
| Urban Health Centre                           | 11,039     |
| Emergency Medicine Dept.                      | (176,800)  |
| Reliance Claim Receivable                     | 4,642,325  |
| Reliance New 17-18                            | 3,637,521  |
| Photostat Harishkumar                         | 93,000     |
| PNB ATM - Rent                                | 40,250     |
| Amina Azees (Hostel Supervisor)               | 1,500      |
| Ansari Asst.Manager(KMCT H.O)                 | 4,000      |
| Arifath A-C/o Mr.Ansari                       | 3,300      |
| Dr.Ashwath Kumar,Asst.Professor of Physiology | 14,000     |
| ELBHO K.V (Patient)                           | 45,000     |
| Jassim(Asst.Administrator)                    | 11,100     |

*Handwritten signature*

Principal  
KMCT Medical College  
Manassery



|  |                   |
|--|-------------------|
| Karunnya                                       | 4,058,000         |
| Mariya/9366                                    | 90,000            |
| Muhammed Afeef C/o N.T.Muhammed                | 4,000             |
| Noushad/152803                                 | 6,000             |
| Pathmavathy Amma C/o Moidu Sir                 | 6,105             |
| Rafeeq C/o Aburahiman (Dr.K.M.Navas Sir Uncle) | 15,000            |
| Ravi,C/o Sooraj H.O Staff                      | 25,480            |
| Sankaran Master C/o Mr.Sandeep                 | 42,000            |
| Suhaib C/o Dr.K.Moidu(Mg.Trustee)              | 6,750             |
|  | <b>64,870,103</b> |

**SCHEDULE - M**

**FIXED DEPOSITS**

|  |                    |
|--|--------------------|
| FD-Andhra Bank A/c No.009720001000229            | 1,500,000          |
| FD-Andhra Bank A/c No.009720001000237            | 1,500,000          |
| FD-Andhra Bank A/c No.009720001000238            | 2,800,000          |
| FD Andhra Bank A/c No.009720100050011            | 100,000            |
| FD-Andhra Bank A/c NO.009720100051524            | 25,000             |
| FD -Andhra Bank A/c No. 009720100052091          | 25,000             |
| FD-Andhra Bank A/c No.009720100055098            | 850,000            |
| FD-Andhra Bank A/e No.009720100056802            | 500,000            |
| FD Andhra Bank A/c No. 009720100058165           | 50,000             |
| FD Andhra Bank A/c No. 009720100058174           | 50,000             |
| FD Andhra Bank A/c No. 009720100058183           | 50,000             |
| FD- Andhra Bank A/c No.009720100071591           | 500,000            |
| FD-Andhra Bank A/c No.9720100001583              | 500,000            |
| FD-Andhra Bank A/c No.9720100001592              | 500,000            |
| FD-Andhra Bank A/c No.9720100001608              | 300,000            |
| FD-Andhra Bank A/c No.9720100001617              | 300,000            |
| FD-Andhra Bank A/c No.9720100024168              | 257,495            |
| Fixed Deposit-Andhra Bank FD No. 009720100072703 | 1,000,000          |
| Fixed Deposit-Barch Andhra Bank A/c No.100008920 | 2,500,000          |
| FD-Corporation Bank A/c No. KCC/01/130312        | 108,254            |
| Fixed Deposit A/c No.425800PU00000673            | 1,629,204          |
| Fixed Deposit-PNB A/c No.1425800PU00000655       | 30,544,573         |
| Fixed Deposit-PNB A/C NO 425800PU00000646        | 30,550,645         |
| Fixed Deposits-PNB-A/c No.425800PU00000406       | 31,028,298         |
| Fixed Deposits-PNB A/c No. 425800PU00000415      | 30,224,175         |
| Fixed Deposits-PNB-A/c No. 425800PU00000424      | 30,224,175         |
| Fixed Deposits-PNB A/c No. 425800PU00000433      | 30,224,175         |
|  | <b>197,840,994</b> |

**SCHEDULE - N**

**BANK ACCOUNTS**

|                                    |        |
|------------------------------------|--------|
| Andhra Bank A/c No.009711011001044 | 6,586  |
| Andhra Bank A/c No.210111100000098 | 19,218 |

*Handwritten signature*

Principal  
KMCT Medical College  
Manassery PO  
Kozhikode



|  |                  |
|--|------------------|
| Corporation Bank A/c No.CBCA01000181               | 1,303            |
| Federal Bank A/c No.10900200006525                 | 1,316            |
| Indian Overseas Bank A/c NO.0041020000002730       | 5,431            |
| Punjab National Bank A/c No 4258002100093112       | 14,792           |
| SBT-THIRUVAMBADY HOSPITAL A/C NO.67211661931       | 4,870            |
| State Bank of Travancore A/c NO, 00000067182733180 | 670,926          |
| Andhra Bank A/c No.009711100000636                 | 3,295            |
| Andhra Bank A/c No.210111100000089                 | 476,435          |
| Indian Overseas Bank A/c NO.0041020000003078       | 121,233          |
| PNB-Escrow A/C No.4258002100093875                 | 1,040,755        |
| Punjab National Bank A/c No.4258002100092812       | 5,381            |
| Punjab National Bank SB A/c No.4258000105057342    | 30,096           |
| State Bank Of India A/c No.30854937797             | 30,914           |
| Indian Overseas Bank- 2936 Pharmacy                | 7,769            |
| Indian Overseas Bank- 2937 Hospital                | 564,560          |
| Punjab National Bank A/c.No.2100093750             | 81,322           |
| HDFC Bank, Nadakkave A/c.No.06718260000020         | 2,072            |
| Andra Bank No.210111100000016 - KMCT MCH           | 492,262          |
| Andra Bank No.210111100000043 - KMCT MCH Pharmacy  | 220,113          |
| South Indian Bank A/c.No.0621073000000076          | 145,124          |
| Andhra Bank A/c No.2101111000000371                | 63,300           |
| Federal Bank A/c No 10900200006350                 | 283              |
| Punjab National Bank A/c No.4258002100095785       | 371,771          |
| Andhra Bank KMCT W&C Hospital A/c-326              | 6,630            |
| Andhra Bank KMCT W&C Pharmacy A/c-335              | 56,065           |
| PNB A/c No:95794                                   | 143,409          |
|  | <b>4,587,230</b> |



Principal  
KMCT Medical College  
Manassery P.O.  
Kozhikode

# KMCT MEDICAL COLLEGE & HOSPITAL

A unit of Kunhitharuvai Memorial Charitable Trust

Manassery P.O., Mukkom, Kozhikode -673 602

DETAILS OF SCHEDULES TO PROFIT & LOSS ACCOUNT FOR THE YEAR ENDED 31.03.2018

## SCHEDULE O

### TUITION FEE

|   |                     |
|---|---------------------|
| Academic Calender                                       | 97,500              |
| Admission Fee   | 1,55,000            |
| Application Fee   | 2,83,820            |
| College ID Card   | 97,500              |
| Establishment Charges                                   | 3,90,000            |
| Extend Medical Practice                                 | 10,50,000           |
| Extra Curricular Activites                              | 9,75,000            |
| Health Insurance  | 3,75,000            |
| Identity Card   | 100                 |
| Lab Fee   | 9,77,000            |
| Library Fee   | 5,96,099            |
| MCI Affiliation Fee                                     | 3,00,000            |
| Medical Exam Fees                                       | 7,50,000            |
| Miscellaneous Fee                                       | 16,07,328           |
| PTA   | 9,75,000            |
| Record & Autopsy  | 15,00,000           |
| Registration, Certificate verification, Fee for ID card | 2,40,000            |
| Special Fee   | 70,00,000           |
| Stationery Fee  | 3,05,000            |
| Students Fund   | 25,642              |
| Transportation Fee                                      | 7,50,000            |
| Tuition Fee From Previous Batch                         | 12,74,786           |
| Tuition Fees  | 27,18,75,000        |
| Uniform Expenses  | 8,77,500            |
| University Administration Fee                           | 50,000              |
| University Affiliation Fee                              | 2,700               |
| University Record Verification Fee                      | 60,400              |
| University Union Fee                                    | 60,400              |
|   | <b>29,26,50,775</b> |

## SCHEDULE P

### OTHER INCOME

|                           |           |
|---------------------------|-----------|
| Agriculture Income (Net)  | 12,23,480 |
| ACBS/BLS Class Fee        | 6,400     |
| Discount Received         | 2,31,468  |
| Employment Health Checkup | 5,150     |
| Examination Fee           | 47,64,980 |

  
Principal  
KMCT Medical College  
Manassery  
Kozhikode





|                               |                    |
|-------------------------------|--------------------|
| Eye gear Optics India         | 4,10,045           |
| Hostel Admission Fee          | 1,32,000           |
| Hostel Electricity Charges    | 7,92,000           |
| Hostel Establishment Charges  | 6,60,000           |
| Hostel Fees                   | 1,50,04,000        |
| Hostel Water Charges          | 7,92,000           |
| Interest Received             | 62,18,459          |
| Late Fee                      | 6,59,007           |
| Miscellaneous Income          | 97,482             |
| Other Income                  | 6,403              |
| Rent And Amenties Collection  | 32,66,954          |
| Rentals From Ambulance        | 7,26,770           |
| Scrap Sales                   | 10,384             |
| Treatment Charity to Patients | 3,93,660           |
| <b>TOTAL</b>                  | <b>3,54,00,641</b> |

**SCHEDULE Q**

**SALE OF MEDICINE**

|                          |                    |
|--------------------------|--------------------|
| Sale of Medicines        | 4,96,61,563.44     |
| Sale of Medicines(Neuro) | 80,96,661.00       |
| Sale of Medicines IP     | 1,51,26,032.00     |
| Less: Returns            | 7,28,84,256        |
| <b>TOTAL</b>             | <b>37,23,006</b>   |
|                          | <b>6,91,61,250</b> |

**SCHEDULE R**

**HOSPITAL AND CLINIC RECEIPTS**

|                               |                |
|-------------------------------|----------------|
| Consultation Fee              | 17,96,325.00   |
| Cross Consultation Fee        | 1,11,500.00    |
| Income From USG               | 19,36,936.00   |
| Income From Dermatology       | 2,90,670.00    |
| Income From Birth & Death     | 20,055.00      |
| Income From Cardiology        | 4,63,02,408.00 |
| Income From Casualty          | 1,04,41,579.00 |
| Income From CVTS              | 1,25,81,135.87 |
| Income From ECG               | 6,03,115.00    |
| Income From ENT               | 26,58,024.00   |
| Income From Gastro Entrology  | 1,200.00       |
| Income From General Medicines | 5,66,650.00    |
| Income From General Surgery   | 60,93,825.00   |
| Income From Gynecology        | 77,65,727.00   |
| Income From Lab               | 50,76,002.00   |
| Income From Laboratory        | 79,42,871.00   |
| Income From MICU              | 29,26,501.00   |

*Handwritten signature*

Principal  
KMCT Medical College  
Manjeri P.O.  
Manjeri  
Kozhikode



|                                  |                     |
|----------------------------------|---------------------|
| Income From Nephrology           | 90,84,140.00        |
| Income From NICU                 | 12,19,500.00        |
| Income From NIV Charge           | 6,000.00            |
| Income From NMICU                | 5,000.00            |
| Income From Neurology            | 16,33,611.00        |
| Income From OBG                  | 200.00              |
| Income From Ophthalmology Ward   | 13,12,794.00        |
| Income From Orthopaedics         | 40,78,823.00        |
| Income From Oxygen & Consumables | 9,80,594.00         |
| Income From Paediatric           | 4,75,811.00         |
| Income From Physio Therapy       | 7,37,312.00         |
| Income From PICU                 | 1,71,500.00         |
| Income From Psychiatry           | 1,65,850.00         |
| Income From Pulmonary Medicine   | 2,29,600.00         |
| Income From Radiology            | 2,49,43,201.00      |
| Income From SICU                 | 21,64,300.00        |
| Income From Urology              | 39,94,301.00        |
| Income From Ventilators          | 2,66,600.00         |
| Registration Fee                 | 1,44,33,430.00      |
| Room Rent                        | 35,97,591.00        |
| <b>TOTAL</b>                     | <b>17,66,14,682</b> |

**SCHEDULE S**

**ADMINISTRATIVE EXPENSES**

|                                   |             |
|-----------------------------------|-------------|
| Advertisement                     | 24,66,557   |
| AMC Charges                       | 21,37,298   |
| Arogyasree                        | 1,910       |
| Audit Fee                         | 8,35,928    |
| Bio Meddical Waste                | 10,89,668   |
| Consultancy Charges               | 9,43,799    |
| Discount Allowed                  | 55,055      |
| ECHS                              | 1,19,093    |
| Electricity Charges               | 2,04,26,754 |
| Employer Contribution Towards ESI | 4,49,133    |
| Examination Expenses              | 29,28,347   |
| Fee Concession                    | 38,80,364   |
| Food and Accomodation             | 11,81,852   |
| Friegt And Transportation         | 22,12,122   |
| Generator Maintance               | 52,209      |
| Humsafar                          | 12,842      |
| Insurance Premium                 | 6,70,138    |
| Internal Audit Fee                | 4,27,750    |
| Karunya Loss                      | 35,000      |
| Lab Expensess                     | 6,240       |
| Legal Expenses                    | 27,59,780   |
| Loss on Sale of Car               | 34,33,742   |

*ds*

Principal  
KMCT Medical College  
Manassery P.O.  
Kozhikode



|                          |                     |
|--------------------------|---------------------|
| Medical Camp             | 2,000               |
| Miscellaneous Expenses   | 16,58,659           |
| Office Expense           | 1,61,347            |
| Patient Welfare          | 5,95,551            |
| Postage And Telegram     | 2,97,278            |
| Power Generation         | 13,21,650           |
| Printing And Stationery  | 43,17,049           |
| Professional Charges     | 55,95,059           |
| Refreshment              | 5,95,997            |
| Rent,Rates and Taxes     | 97,97,142           |
| Repairs And Maintenance  | 1,91,02,586         |
| Short Collection of KVAT | 281                 |
| Security Charges         | 62,08,597           |
| Sevena                   | 2,200               |
| Sreyas                   | 4,567               |
| Star Health              | 25,982              |
| Subscription             | 12,52,050           |
| Swanthanam               | 1,921               |
| Taxes & Licenses         | 15,07,097           |
| TDS late payment fee     | 20,352              |
| Telephone Charges        | 15,91,669           |
| Travelling Expenses      | 42,51,505           |
| Uniform Expenses         | 2,540               |
| Vehicle Maintanance      | 53,85,945           |
| Water Charges            | 26,80,314           |
|                          | <b>11,25,04,919</b> |

**SCHEDULE T**

**EDUCATION MATERIAL EXPENSE**

|                              |                    |
|------------------------------|--------------------|
| Laboratory Expenses          | 16,32,016          |
| Registration And Application | 71,89,788          |
| Unrecovered Fee Written Off  | 2,31,200           |
| Cost of Medicines Sold       | 5,22,21,446        |
| Cost of Medicine Sold        | 32,61,049          |
| Cost of Spectacles Sold      | 1,46,901           |
|                              | <b>6,46,82,400</b> |

**SCHEDULE U**

**FINANCE CHARGE**

|                                  |                    |
|----------------------------------|--------------------|
| Interest and Bank Charges        | 3,28,895           |
| Interest on Term Loan            | 1,56,47,094        |
| Interest on Vehicle Loan         | 6,88,427           |
| Interest on Working Capital Loan | 66,07,397          |
| Bank Guarantee Commission        | 3,68,220           |
|                                  | <b>2,36,40,033</b> |



**SCHEDULE V**

**MEDICINE EXPENSES**

|                         |                    |
|-------------------------|--------------------|
| Biomedical Waste        | 1,85,778           |
| Consumable Medical      | 2,74,14,160        |
| Consumable Others       | 79,999             |
| Consumables - Radiology | 21,40,977          |
| Lab Expense             | 1,41,94,923        |
| Medical Camp Expenses   | 1,05,96,688        |
| Medicine Consumed       | 1,52,45,478        |
| Office Maintenance      | 10,130             |
| Oxygen Consumption      | 21,46,239          |
|                         | <b>7,20,14,371</b> |

**SCHEDULE W**

**OTHER EXPENSE**

|          |               |
|----------|---------------|
| Donation | 45,000        |
|          | <b>45,000</b> |

**SCHEDULE X**

**STAFF EXPENSE**

|   |                     |
|---|---------------------|
| Employers Contribution to ESI                       | 19,31,064           |
| Employer's Contribution to PF                       | 65,98,385           |
| Employer's Contribution Towards Workers Welfarefund | 9,240               |
| Gratuity  | 1,64,74,350         |
| Honorarium  | 7,94,400            |
| Linked Insurance                                    | 2,17,749            |
| PF Administration Charge                            | 3,52,905            |
| Salary - Arrears                                    | 1,22,689            |
| Salary and Allowances to docots and staff           | 35,31,37,718        |
| Staff Quarters Rent                                 | 1,03,664            |
| Staff Welfare Fund                                  | 1,97,763            |
| Stipend to Housesurgeons                            | 78,41,894           |
| Uniform Expense                                     | 4,73,804            |
| Wages   | 13,48,435           |
|   | <b>38,96,04,060</b> |

**38,96,04,060**

*ds*

Principal  
KMCT Medical College  
Manassery P.O.  
Kozhikode



# KMCT MEDICAL COLLEGE & HOSPITAL


A unit of Kumbharuvai Memorial Charitable Trust

MANASSERY P.O, MUKKOM, CALICUT - 673 602

**Fixed Asset Schedule for the year ended 31st March 2018**

**SCHEDULE G**

| Assets                       | WDV as on<br>01.04.2017 | Addition             |                     | Deletion         | Total               | Depreciation |                    | WDV as on<br>31.03.2018 |
|------------------------------|-------------------------|----------------------|---------------------|------------------|---------------------|--------------|--------------------|-------------------------|
|                              |                         | Before<br>30.09.2017 | After<br>30.09.2017 |                  |                     | Rate         | Amount             |                         |
| Land                         | 4,48,98,360             | 69,747               | 70,800              |                  | 4,50,38,907         | 0%           | -                  | 4,50,38,907.00          |
| Building                     | 20,57,01,018            | -                    | 2,87,46,352         |                  | 23,44,47,370        | 10%          | 2,20,07,419.00     | 21,24,39,950.67         |
| Furniture & Fittings         | 5,66,98,354             | 41,44,345            | 60,63,967           |                  | 6,69,06,666         | 10%          | 63,87,466.00       | 6,05,19,199.80          |
| Computer & Accessories       | 8,37,043                | 22,45,864            | 26,63,758           |                  | 57,46,665           | 40%          | 17,65,915.00       | 39,80,749.55            |
| Plant & Machinery            | 13,64,69,724            | 1,50,20,694          | 3,11,89,774         | 64,33,742        | 17,62,46,450        | 15%          | 2,40,97,741.00     | 15,21,48,708.64         |
| Website                      | 7,01,257                | 11,53,845            | 16,55,931           |                  | 35,11,033           | 25%          | 6,70,767.00        | 28,40,265.92            |
| Library Books                | 4,55,544                | 203                  | 4,30,352            |                  | 8,86,099            | 40%          | 2,68,369.00        | 6,17,730.00             |
| Work in Progress<br>Building | -                       |                      | 95,06,311           |                  | 95,06,311           | 0%           | -                  | 95,06,310.50            |
| <b>GRAND TOTAL</b>           | <b>44,57,61,299</b>     | <b>2,26,34,698</b>   | <b>8,03,27,244</b>  | <b>64,33,742</b> | <b>54,22,89,499</b> |              | <b>5,51,97,677</b> | <b>48,70,91,822</b>     |



  
 Principal  
 KMCT Medical College  
 Manassery P.O.  
 Kozhikode

## **4.5.1 BUDGET EXTRACT INCURRED ON PHYSICAL FACILITIES**

Amount in Rupees

| Particulars                                      | FY 2017-18     | FY 2018-19     | FY 2019-20     | FY 2020-21     | FY 2021-22     |
|--|----------------|----------------|----------------|----------------|----------------|
| Maintenance of Physical facilities Rs            | 6 24 54 749.00 | 7 52 60 397.00 | 7 32 39 859.00 | 6 26 60 368.00 | 6 34 99 632.00 |
| Maintenance of Physical facilities Lakhs         | 624.55         | 752.60         | 732.40         | 626.60         | 635.00         |
| Maintenance of Academic Support facilities Rs    | 40 98 573.00   | 57 66 055.00   | 51 59 533.00   | 28 83 378.00   | 40 97 371.00   |
| Maintenance of Academic Support facilities Lakhs | 40.99          | 57.66          | 51.60          | 28.83          | 40.97          |
| <b>Total ( in Lakhs )</b>                        | <b>665.53</b>  | <b>810.26</b>  | <b>783.99</b>  | <b>655.44</b>  | <b>675.97</b>  |

| Maintenance of Physical facilities | FY 2017-18    | FY 2018-19    | FY 2019-20    | FY 2020-21    | FY 2020-21    |
|------------------------------------|---------------|---------------|---------------|---------------|---------------|
| AMC Charges                        | 2,137,298.00  | 2,693,703.00  | 3,431,289.00  | 3,199,256.00  | 4,897,498.00  |
| Electricity Charges                | 20,426,754.00 | 20,294,907.00 | 21,805,113.00 | 20,330,424.00 | 1,298,381.00  |
| Freight and Transportation         | 2,212,122.00  | 2,289,548.00  | 104,904.00    | 58,595.00     | 203,727.00    |
| Generator Maintance                | 52,209.00     | 2,075,842.00  | 2,335,140.00  | 1,876,910.00  | 2,285,166.00  |
| Postage And Telegram               | 297,298.00    | 107,406.00    | 56,363.00     | 21,008.00     | 28,146.00     |
| Printing And Stationery            | 4,317,049.00  | 5,496,249.00  | 6,322,580.00  | 4,563,843.00  | 6,397,993.00  |
| Repaires & Maintenance *           | 19,102,586.00 | 26,928,941.00 | 28,658,407.00 | 25,365,873.00 | 40,071,243.00 |
| Telephone Charges                  | 1,591,669.00  | 2,039,934.00  | 1,905,749.00  | 2,718,920.00  | 2,104,390.00  |



*[Signature]*  
Principal  
KMCT Medical College  
Manassery P.O.  
Kozhikode2

|   | FY 2017-18           | FY 2018-19           | FY 2019-20           | FY 2020-21           | FY 2021-22           |
|---|----------------------|----------------------|----------------------|----------------------|----------------------|
| Travelling Expenses                               | 4,251,505.00         | 5,016,415.00         | 1,322,284.00         | 1,018,708.00         | 4,396,549.00         |
| Vehicle Maintenance                               | 5,385,945.00         | 5,701,014.00         | 6,889,788.00         | 3,475,831.00         | 1,741,739.00         |
| Water Charges                                     | 2,680,314.00         | 2,616,438.00         | 408,242.00           | 31,000.00            | 74,800.00            |
|   | <b>62,454,749.00</b> | <b>75,260,397.00</b> | <b>73,239,859.00</b> | <b>62,660,368.00</b> | <b>63,499,632.00</b> |
| <b>Maintenance of Academic Support facilities</b> |                      |                      |                      |                      |                      |
| Advertisement                                     | 2,466,557.00         | 1,549,419.00         | 1,191,596.00         | 1,788,595.00         | 2,353,263.00         |
| Laboratory Expenses                               | 1,632,016.00         | 1,500,128.00         | 2,064,969.00         | 1,064,783.00         | 1,138,764.00         |
| Examination expense                               |                      | 2,716,508.00         | 1,150,308.00         |                      | 605,344.00           |
| Students fund                                     |                      |                      | 752,660.00           | 30,000.00            |                      |
|   | <b>4,098,573.00</b>  | <b>5,766,055.00</b>  | <b>5,159,533.00</b>  | <b>2,883,378.00</b>  | <b>4,097,371.00</b>  |

For R.G.N. PRICE & CO.  
Chartered Accountants

NEERAJ. S  
Partner  
M.No.228055, FR No.0027855



Principal  
KMCT Medical College  
Manassery P.O.  
Kozhikode

UIN: 23228055 60000000000000000000